

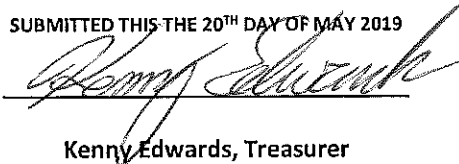
**Van Zandt County**  
**Monthly Financial & Investment Report**  
**Month Ending April 30, 2019**

TO BE RECORDED IN THE MAY 29, 2019 MINUTES

OF THE COMMISSIONERS' COURT

BY VAN ZANDT COUNTY CLERK.

SUBMITTED THIS THE 20<sup>TH</sup> DAY OF MAY 2019

  
\_\_\_\_\_


Kenny Edwards, Treasurer

The Van Zandt County Commissioners' Court, having reviewed the Treasurer's Report as presented, having taken reasonable steps to ensure its accuracy, and based upon presentations of the Treasurer's Office, does hereby approve the Report, subject to the independent auditor's review and does further order that it be filed with the official minutes of this meeting. {LGC 114.026(c)}

In addition, the below signatures affirm that the Treasurers' Report complies with statutes as referenced. {LGC 114.026(d)}S

  
\_\_\_\_\_


Don Kirkpatrick, Van Zandt County Judge

  
\_\_\_\_\_


Brandon Brown  
Commissioner Precinct #1

  
\_\_\_\_\_

Keith Pearson  
Commissioner Precinct #3

  
\_\_\_\_\_

Virgil Melton, Jr.  
Commissioner Precinct #2

  
\_\_\_\_\_

Tim West  
Commissioner Precinct #4

FUND NAME	CHECKING ACCOUNT	CHECKING AMOUNT	TDOA ACCOUNT	TDOA AMOUNT	FUND TOTAL
2019 010 GENERAL FUND	FIN CLEAR AMERICAN CTY JURY	920,479.85  3,355.00	TDOA MBIA	5,331,690.61 1,312.00	6,256,837.46
2019 012 RESERVE FUNDS	FIN CLEAR		TDOA MBIA		
2019 015 SHERIFF CHAPTER 59 FORFEITURE	FIN CLEAR AMERICAN	3,577.36	TDOA MBIA	15,067.90	18,645.26
2019 016 DA FORFEITURE FUND	FIN CLEAR		TDOA MBIA		
	ESCROW #1	3,100.74			
	ESCROW #2	1,819.22			
	ESCROW #3	1,170.14			
	ESCROW #4	302.12			
	ESCROW #5	802.52			
	ESCROW #6	556.30			
	ESCROW #7	2,469.76			
	ESCROW #8	520.06			
	ESCROW #9	1,018.82			
	ESCROW #10	.47			
	ESCROW #11	2,816.20			
	ESCROW #12	11,520.20			
	ESCROW #13				
	ESCROW #14				
	ESCROW #15				
	ESCROW #16				
	ESCROW #17				
	ESCROW #18				
	ESCROW #19	1,534.86			
	ESCROW #20	3,508.17			
	ESCROW #21				
	ESCROW #22	2,304.42			
	ESCROW #23				
	ESCROW #24	12,378.39			
	ESCROW #25	527.60			
	ESCROW #26				
	ESCROW #27	2,921.71			
	ESCROW #28	2,709.50			
	ESCROW #29	941.33			
	ESCROW #30	536.90			
	ESCROW #31	328.30			
	ESCROW #32	2,101.98			
	ESCROW #33				
	ESCROW #34				
	ESCROW #35	202.46			
	ESCROW #36	3,126.11			
	ESCROW #37				
	ESCROW #38				
	ESCROW #39	1,478.10			
	ESCROW #40	1,425.39			
	ESCROW #41				
	ESCROW #42				
	ESCROW #43				
	ESCROW #44				
	ESCROW #45				

COMBINED STATEMENT OF CASH POSITION FOR APRIL

FUND NAME	CHECKING ACCOUNT	CHECKING AMOUNT	TDOA ACCOUNT	TDOA AMOUNT	FUND TOTAL
	ESCROW #46				
	ESCROW #47				
	ESCROW #48				
	ESCROW #49				
	ESCROW #50				
	ESCROW #51				
	ESCROW #52				
	ESCROW #53				
	ESCROW #54				
	ESCROW #55	369.31			
	ESCROW #56				
	ESCROW #57				
	ESCROW #58	2,631.12			
	ESCROW #59				
	ESCROW #60	184.29			
	ESCROW #61				
	ESCROW #62				
	ESCROW #63				
	ESCROW #64				
	ESCROW #65				
	ESCROW #66				
	ESCROW #67				
	ESCROW #68				
	ESCROW #69	5,027.68			
	ESCROW #70	1,159.90			
	ESCROW #71				
	ESCROW #72	4,288.45			
	ESCROW #73				
	ESCROW #74				
	ESCROW #75				
	ESCROW #76				
	ESCROW #77	2,319.27			
	ESCROW #78				
	ESCROW #79	354.56			
	ESCROW #80				
	ESCROW #81				
	ESCROW #82	4,031.76			
	ESCROW #83				
	ESCROW #84	639.46			
	ESCROW #85				
	ESCROW #86	780.98			
	ESCROW #87				
	ESCROW #88				83,908.55
2019 017 BUILDING SECURITY FUND	FIN CLEAR	17,820.54	TDOA MBIA		17,820.54
2019 018 JUSTICE COURT BLDG SECURITY	FIN CLEAR	2,162.53	TDOA	9,236.63	11,399.16
2019 019 DA FORFEITURE FUND	ESCROW #13	988.11			
	ESCROW #14	1,162.34			
	ESCROW #15	6,486.33			
	ESCROW #16	2,949.72			
	ESCROW #45	1,681.14			13,267.64
2019 021 ROAD & BRIDGE - PCT. 1	FIN CLEAR	164,314.18	TDOA	755,504.23	

FUND NAME	CHECKING ACCOUNT	CHECKING AMOUNT	TDOA ACCOUNT	TDOA AMOUNT	FUND TOTAL
			MBIA	3.56	919,821.97
2019 022 ROAD & BRIDGE - PCT. 2	FIN CLEAR	168,628.78	TDOA MBIA	1,213,253.74 314,621.87	1,696,504.39
2019 023 ROAD & BRIDGE - PCT. 3	FIN CLEAR	175,624.62	TDOA MBIA	1,138,798.63 .65	1,314,423.90
2019 024 ROAD & BRIDGE - PCT. 4	FIN CLEAR	156,413.03	TDOA MBIA	1,132,341.11 358.16	1,289,112.30
2019 026 ROAD & BRIDGE - GEN	FIN CLEAR	16,462.24	TDOA MBIA	999.89	17,462.13
2019 031 COUNTY ROAD FUND - PCT. 1	FIN CLEAR		TDOA MBIA		
2019 032 COUNTY ROAD FUND - PCT. 2	FIN CLEAR		TDOA MBIA		
2019 033 COUNTY ROAD FUND - PCT. 3	FIN CLEAR		TDOA MBIA		
2019 034 COUNTY ROAD FUND - PCT. 4	FIN CLEAR		TDOA MBIA		
2019 035 VICTIM COORDINATOR GRANT	FIN CLEAR	4,792.03-	TDOA MBIA		4,792.03-
2019 036 DA FORFEITURE FUND II	FIN CLEAR	5,308.47	TDOA MBIA	8,114.43	13,422.90
2019 037 CONSTABLE PCT #4 SEIZURE	FIN CLEAR	760.89	TDOA MBIA	5,773.19	6,534.08
2019 040 COUNTY LAW LIBRARY FUND	FIN CLEAR	13,733.75	TDOA MBIA	49,576.84	63,310.59
2019 042 COUNTY FREE LIBRARY	FIN CLEAR	27,047.46	TDOA MBIA		27,047.46
2019 043 COMMUNITY LIBRARY CONTRIBUTIFIN CLEAR			TDOA MBIA		
2019 047 DIGITIZE RECORDS	FIN CLEAR	9,308.80	TDOA MBIA	71,446.93	80,755.73
2019 048 SUPPLEMENTAL GUARDIANSHIP	FIN CLEAR	4,197.22	TDOA	28,887.89	33,085.11
2019 049 COUNTY CHILD ABUSE PREVENTIOFIN CLEAR		1,999.18	TDOA	6,158.39	8,157.57
2019 050 COURT RELATED PROGRAMS	FIN CLEAR		TDOA MBIA	25.53	25.53
2019 052 COUNTY & DISTRICT TECH FUND FIN CLEAR		1,794.08	TDOA MBIA	3,612.54	5,406.62

FUND NAME	CHECKING ACCOUNT	CHECKING AMOUNT	TDOA ACCOUNT	TDOA AMOUNT	FUND TOTAL
2019 053 CAPITALCREDITSECONOMICDEVELOFIN CLEAR		3,056.59	TDOA	242,002.57	245,059.16
2019 054 DISTRICT CLERK TECHNOLOGY FUFIN CLEAR		7,085.11	TDOA	13,708.69	20,793.80
2019 055 CHAPTER 19	FIN CLEAR	15.96	TDOA MBIA		15.96
2019 056 COUNTY RECORDS FUND	FIN CLEAR	5,310.38	TDOA MBIA	121,706.08	127,016.46
2019 057 COUNTY CLERK RECORDS FUND	FIN CLEAR	18,812.92	TDOA MBIA	129,131.30	147,944.22
2019 058 DISTRICT CLERK RECORDS FUND	FIN CLEAR	385.77	TDOA	5,827.81	6,213.58
2019 059 COUNTY CLERK ARCHIVE	FIN CLEAR	37,937.66	TDOA	248,728.51	286,666.17
2019 064 CAPITAL PROJECT ROADS PCT NOFIN CLEAR			TDOA MBIA		
2019 070 PERMANENT IMPROVEMENT FUND	FIN CLEAR		TDOA MBIA		
2019 075 RIGHT-OF-WAY FUND	FIN CLEAR		TDOA MBIA		
2019 084 TAX ANTICIPATION NOTES	FIN CLEAR		TDOA MBIA		
2019 085 DEBT SERVICE FUND	DEBT CL	60,605.74	TDOA MBIA	7,872.51 156,446.73	224,924.98
2019 087 VZC INDIGENT HEALTH PROGRAM	FIN CLEAR	22,211.11	TDOA MBIA	165,000.00	187,211.11
2019 088 SOIL CONSERVATION DIST FUND	FIN CLEAR	68,742.01	TDOA MBIA	8,080.79	76,822.80
2019 090 APPELLATE JUSTICE SYSTEM FUNFIN CLEAR		420.35	TDOA MBIA		420.35
2019 095 PAYROLL CLEARING ACCOUNT.	PAYCLEAR	194,039.82	MBIA		194,039.82
2019 096 GEN FIXED ASSETS ACCOUNT GRP			MBIA		
2019 097 LONG TERM DEBT GROUP			MBIA		
2019 131 VAN ZANDT COUNTY JAIL	FIN CLEAR	35,022.54	TDOA MBIA	320,000.00	355,022.54
2019 132 VAN ZANDT COUNTY SHERIFF DEPPFIN CLEAR		72,360.61	TDOA MBIA	132,000.00	204,360.61
2019 135 CAPITAL MURDER	FIN CLEAR		TDOA		
2019 136 HOMELAND SECURITY GRANT	FIN CLEAR				

FUND NAME	CHECKING ACCOUNT	CHECKING AMOUNT	TDOA ACCOUNT	TDOA AMOUNT	FUND TOTAL
2019 139 HOMELAND SECURITY GRANT P25	FIN CLEAR		TDOA MBIA		
2019 141 BULLET PROOF VEST GRANT	FIN CLEAR		TDOA MBIA		
2019 145 SOLID WASTE GRANT	FIN CLEAR	203.03			203.03
2019 261 CAPITAL PROJECT ROADS PCT NOFIN	CLEAR		TDOA		
2019 262 CAPITAL PROJECT ROADS PCT NOFIN	CLEAR		TDOA		
2019 264 CAPITAL PROJECT PCT 4	FIN CLEAR		TDOA		
2019 400 FRUITVALE 2011 TXCDBG 710056WATER					
2019 401 BENWHEELERWSC 71348911131115					
2019 402 LITTLEHOPEMOOREWSC7130260813					
2019 540 PRETRIAL SUPERVISION	FIN CLEAR	5,980.03	TDOA	137,045.40	143,025.43
2019 541 COMMUNITY SUP & CORRECTIONS	FIN CLEAR	72,912.81	TDOA MBIA	344,081.35	416,994.16
2019 542 ADULT PROBATION CIVIL	FIN CLEAR	2,565.40	TDOA MBIA	50,188.90 304,441.98	357,196.28
2019 543 HIGH RISK SUBSTANCE ABUSE -CFIN	CLEAR	1,486.71	TDOA MBIA		1,486.71
2019 544 HIGH RISK SEX OFFENDER -CCP	FIN CLEAR	9,565.21	TDOA		9,565.21
2019 545 GRANT C COMMIT REDUCTION PROFIN	CLEAR	8,195.51			8,195.51
2019 546 JUVENILE PROBATION FUND	FIN CLEAR	55,299.59-	TDOA MBIA		55,299.59-
2019 547 VZCJPD STATE AID GRANT	FIN CLEAR	29,230.23	TDOA MBIA		29,230.23
2019 548 VZCJPD PROGRESSIVE SANCTIONSFIN	CLEAR		TDOA MBIA		
2019 549 VZCJPD - GRANT N	FIN CLEAR	53,492.76	TDOA MBIA		53,492.76
2019 550 D A SUPPLEMENTAL FUND	FIN CLEAR	164.14	TDOA MBIA	2,673.75	2,837.89
2019 551 VOICES - JUV CJD GRANT	FIN CLEAR	4,158.43-	TDOA		4,158.43-
2019 552 ETCOG RESIDENTIAL	FIN CLEAR	1,761.00-			1,761.00-
2019 554 GRANT L SECURE FELONY REIMB	FIN CLEAR		TDOA		

FUND NAME	CHECKING ACCOUNT	CHECKING AMOUNT	TDOA ACCOUNT	TDOA AMOUNT	FUND TOTAL
2019 555 JUVENILE PROBATION INTEREST	FIN CLEAR	55.08	TDOA MBIA	23,812.80	23,867.88
2019 556 REGIONAL SERVICE ENHANCEMENT	FIN CLEAR	73,803.86			73,803.86
2019 557 GRANT I	FIN CLEAR				
2019 558 GRANT S	FIN CLEAR	9,213.48			9,213.48
2019 559 MENTAL IMPAIRMENT CASELOAD	FIN CLEAR	1,883.34-	TDOA MBIA		1,883.34-
2019 560 SALARY ADJUSTMENT FOR JUV PR	FIN CLEAR		TDOA MBIA		
2019 562 TITLE IV-E FEDERAL FOSTER CA	FIN CLEAR		TDOA MBIA		
2019 565 INDIGENT DEFENSE GRANT	FIN CLEAR	32,768.77	TDOA	5,356.88	38,125.65
2019 567 FIRE MARSHAL	FIN CLEAR	51,607.03	TDOA	178,241.58	229,848.61
2019 568 TECHNOLOGY RESOURCES	FIN CLEAR	1.50	TDOA		1.50
2019 569 HAVA ELECTION GRANT	FIN CLEAR	12,953.03			12,953.03
2019 570 GOLDEN WATER SUPPLY CORP					
2019 580 D.A. CHECK COLLECTION FUND	FIN CLEAR	5,322.94	TDOA MBIA	10,478.12	15,801.06
2019 591 CONSTABLE #1 TLEOSE FUND	FIN CLEAR	1,849.26	TDOA MBIA		1,849.26
2019 592 CONSTABLE #2 TLEOSE FUND	FIN CLEAR	2,152.56	MBIA		2,152.56
2019 593 CONSTABLE #3 TLEOSE FUND	FIN CLEAR	1,359.92	MBIA		1,359.92
2019 594 CONSTABLE #4 TLEOSE FUND	FIN CLEAR	4,947.84	TDOA MBIA		4,947.84
2019 595 SHERIFF TLEOSE FUND	FIN CLEAR	11,600.47	MBIA		11,600.47
2019 596 DA TLEOSE FUND	FIN CLEAR	1,613.10	MBIA		1,613.10
2019 597 VZC COMMISSARY PERSONNEL FUN	FIN CLEAR		MBIA		
2019 600 JUSTICE COURT TECHNOLOGY FUN	FIN CLEAR	9,676.20	TDOA MBIA	47,172.82	56,849.02
2019 602 CHILD ADVOCACY	FIN CLEAR				
2019 800 CONTRIBUTION RELIEF FUND	FIN CLEAR	29.09-	TDOA	16,112.02	16,082.93
2019 802 VETERAN'S MEMORIAL WALL FUND	FIN CLEAR		TDOA		

FUND NAME	CHECKING ACCOUNT	CHECKING AMOUNT	TDOA ACCOUNT	TDOA AMOUNT	FUND TOTAL
2019 803 HISTORICAL COMMISSION	FIN CLEAR	3,864.01	TDOA	5,185.26	9,049.27
2019 804 VAN TORNADO-ASSISTANCE	FIN CLEAR				
2019 805 FEMA - DEC 2015 STORM	FIN CLEAR		TDOA		
2019 806 FEMA APRIL 2016 STORM	FIN CLEAR				
2019 807 HAZARD MITIGATION GRANT	FIN CLEAR	33,798.00-	TDOA		33,798.00-
2019 808 COURTHOUSE PLANNING GRANT	FIN CLEAR				
2019 809 PRETRIAL INTERVENTION PROGRA	FIN CLEAR	19,300.00	TDOA	14,137.52	33,437.52
2019 810 SHERIFF JUSTICE FORFEITURE	FFIN CLEAR	2,614.14	TDOA	15,147.29	17,761.43
2019 811 SHERIFF TREASURY FORFEITURE	FIN CLEAR		TDOA		
2019 812 CONSTABLE PCT #1 FORFEITURE	FIN CLEAR	500.00	TDOA		500.00
		-----		-----	-----
TOTAL		2,643,448.28		12,791,365.38	15,434,813.66



CHECK ACCOUNT	CHECK
ACCOUNT BALANCE - FIN CLEAR	2,288,271.53
ACCOUNT BALANCE - CTY JURY	3,355.00
ACCOUNT BALANCE - ESCROW #1	3,100.74
ACCOUNT BALANCE - ESCROW #2	1,819.22
ACCOUNT BALANCE - ESCROW #3	1,170.14
ACCOUNT BALANCE - ESCROW #4	302.12
ACCOUNT BALANCE - ESCROW #5	802.52
ACCOUNT BALANCE - ESCROW #6	556.30
ACCOUNT BALANCE - ESCROW #7	2,469.76
ACCOUNT BALANCE - ESCROW #8	520.06
ACCOUNT BALANCE - ESCROW #9	1,018.82
ACCOUNT BALANCE - ESCROW #10	.47
ACCOUNT BALANCE - ESCROW #11	2,816.20
ACCOUNT BALANCE - ESCROW #12	11,520.20
ACCOUNT BALANCE - ESCROW #13	988.11
ACCOUNT BALANCE - ESCROW #14	1,162.34
ACCOUNT BALANCE - ESCROW #15	6,486.33
ACCOUNT BALANCE - ESCROW #16	2,949.72
ACCOUNT BALANCE - ESCROW #19	1,534.86
ACCOUNT BALANCE - ESCROW #20	3,508.17
ACCOUNT BALANCE - ESCROW #22	2,304.42
ACCOUNT BALANCE - ESCROW #24	12,378.39
ACCOUNT BALANCE - ESCROW #25	527.60
ACCOUNT BALANCE - ESCROW #27	2,921.71
ACCOUNT BALANCE - ESCROW #28	2,709.50
ACCOUNT BALANCE - ESCROW #29	941.33
ACCOUNT BALANCE - ESCROW #30	536.90
ACCOUNT BALANCE - ESCROW #31	328.30
ACCOUNT BALANCE - ESCROW #32	2,101.98
ACCOUNT BALANCE - ESCROW #35	202.46
ACCOUNT BALANCE - ESCROW #36	3,126.11
ACCOUNT BALANCE - ESCROW #39	1,478.10
ACCOUNT BALANCE - ESCROW #40	1,425.39
ACCOUNT BALANCE - ESCROW #45	1,681.14
ACCOUNT BALANCE - ESCROW #55	369.31
ACCOUNT BALANCE - ESCROW #58	2,631.12
ACCOUNT BALANCE - ESCROW #60	184.29
ACCOUNT BALANCE - ESCROW #69	5,027.68
ACCOUNT BALANCE - ESCROW #70	1,159.90
ACCOUNT BALANCE - ESCROW #72	4,288.45
ACCOUNT BALANCE - ESCROW #77	2,319.27
ACCOUNT BALANCE - ESCROW #79	354.56
ACCOUNT BALANCE - ESCROW #82	4,031.76
ACCOUNT BALANCE - ESCROW #84	639.46
ACCOUNT BALANCE - ESCROW #86	780.98
ACCOUNT BALANCE - DEBT CL	60,605.74
ACCOUNT BALANCE - PAYCLEAR	194,039.82
TOTAL	2,643,448.28
TDOA ACCOUNT	TDOA
ACCOUNT BALANCE - TDOA	12,014,180.43
ACCOUNT BALANCE - MBIA	777,184.95
TOTAL	12,791,365.38

FUND NAME	***** MONTH TO DATE *****		***** YEAR TO DATE *****	
	REVENUES	EXPENSES	REVENUES	EXPENSES
2019 GENERAL FUND	747,906.87	897,832.83	11,208,883.59	6,708,059.10
2019 RESERVE FUNDS	.00	.00	.00	.00
2019 SHERIFF CHAPTER 59 FORFEITURE	30.06	1,500.00	5,267.84	1,500.00
2019 DA FORFEITURE FUND	.00	.00	.00	.00
2019 BUILDING SECURITY FUND	5,649.03	3,760.60	34,251.67	24,932.78
2019 JUSTICE COURT BLDG SECURITY	364.83	1,500.00	1,577.73	1,996.00
2019 DA FORFEITURE FUND	.00	.00	.00	.00
2019 ROAD & BRIDGE - PCT. 1	37,736.25	85,846.47	1,514,029.67	920,937.18
2019 ROAD & BRIDGE - PCT. 2	49,509.29	288,928.29	1,713,296.33	793,082.30
2019 ROAD & BRIDGE - PCT. 3	42,048.41	119,171.63	1,765,333.28	1,093,892.53
2019 ROAD & BRIDGE - PCT. 4	37,762.19	47,498.47	1,364,979.61	501,648.58
2019 ROAD & BRIDGE - GEN	1.97	3,666.42	60,086.96	40,481.53
2019 COUNTY ROAD FUND - PCT. 1	.00	.00	.00	.00
2019 COUNTY ROAD FUND - PCT. 2	.00	.00	.00	.00
2019 COUNTY ROAD FUND - PCT. 3	.00	.00	.00	.00
2019 COUNTY ROAD FUND - PCT. 4	.00	.00	.00	.00
2019 VICTIM COORDINATOR GRANT	13,547.50	5,658.82	27,613.81	33,272.63
2019 DA FORFEITURE FUND II	16.18	3,808.71	17,859.86	26,498.70
2019 CONSTABLE PCT #4 SEIZURE	11.49	.00	76.75	.00
2019 COUNTY LAW LIBRARY FUND	3,523.91	2,135.76	20,325.94	12,756.41
2019 COUNTY FREE LIBRARY	8,060.65	9,805.93	57,095.42	67,351.09
2019 COMMUNITY LIBRARY CONTRIBUTION	.00	.00	.00	441.10
2019 DIGITIZE RECORDS	1,122.55	.00	6,941.10	.00
2019 SUPPLEMENTAL GUARDIANSHIP	377.62	.00	2,564.52	.00
2019 COUNTY CHILD ABUSE PREVENTION	153.25	.00	745.90	.00
2019 COURT RELATED PROGRAMS	.05	.00	.15	16,103.63

FUND NAME	***** MONTH TO DATE *****		***** YEAR TO DATE *****	
	REVENUES	EXPENSES	REVENUES	EXPENSES
2019 COUNTY & DISTRICT TECH FUND	193.28	.00	999.59	.00
2019 CAPITALCREDITSECONOMICDEVELOP	482.90	.00	3,230.13	12,500.00
2019 DISTRICT CLERK TECHNOLOGY FUND	829.33	.00	3,897.41	.00
2019 CHAPTER 19	.00	.00	.00	.00
2019 COUNTY RECORDS FUND	2,258.37	145.00	12,589.20	5,725.00
2019 COUNTY CLERK RECORDS FUND	10,116.90	8,044.00	62,260.68	49,404.05
2019 DISTRICT CLERK RECORDS FUND	503.84	772.66	2,307.87	4,954.20
2019 COUNTY CLERK ARCHIVE	10,039.33	.00	58,822.27	.00
2019 CAPITAL PROJECT ROADS PCT NO 4	.00	.00	.00	.00
2019 PERMANENT IMPROVEMENT FUND	.00	.00	.00	.00
2019 RIGHT-OF-WAY FUND	.00	.00	.00	.00
2019 TAX ANTICIPATION NOTES	.00	.00	.00	.00
2019 DEBT SERVICE FUND	11,446.08	549,241.50	882,524.26	1,151,778.28
2019 VZC INDIGENT HEALTH PROGRAM	16,491.13	33,114.38	74,991.13	87,806.39
2019 SOIL CONSERVATION DIST FUND	16.10	.00	68,142.60	6,000.00
2019 APPELLATE JUSTICE SYSTEM FUND	445.00	1,440.00	2,760.00	2,760.00
2019 PAYROLL CLEARING ACCOUNT.	.00	.00	.00	.00
2019 GEN FIXED ASSETS ACCOUNT GRP	.00	.00	.00	.00
2019 LONG TERM DEBT GROUP	.00	.00	.00	.00
2019 VAN ZANDT COUNTY JAIL	211,148.63	219,789.72	1,473,286.62	1,333,660.58
2019 VAN ZANDT COUNTY SHERIFF DEPT	224,905.00	192,264.10	1,646,643.47	1,436,095.95
2019 CAPITAL MURDER	.00	.00	.00	.00
2019 HOMELAND SECURITY GRANT	.00	.00	.00	.00
2019 HOMELAND SECURITY GRANT P25 CO	.00	.00	.00	.00
2019 BULLET PROOF VEST GRANT	.00	.00	.00	.00
2019 SOLID WASTE GRANT	.00	.00	.00	.00

FUND NAME	***** MONTH TO DATE *****		***** YEAR TO DATE *****	
	REVENUES	EXPENSES	REVENUES	EXPENSES
2019 CAPITAL PROJECT ROADS PCT NO 1	.00	.00	.00	.00
2019 CAPITAL PROJECT ROADS PCT NO 2	.00	.00	.00	.00
2019 CAPITAL PROJECT PCT 4	.00	.00	.00	.00
2019 FRUITVALE 2011 TXCDBG 710056	.00	.00	.00	.00
2019 BENWHEELERWSC 71348911131115	.00	.00	.00	.00
2019 LITTLEHOPEMOOREWSC713026081315	.00	.00	.00	.00
2019 PRETRIAL SUPERVISION	4,908.45	5,075.05	28,405.29	29,105.17
2019 COMMUNITY SUP & CORRECTIONS	42,312.82	43,156.16	362,256.85	315,093.00
2019 ADULT PROBATION CIVIL	2,920.76	1,347.92	14,200.14	9,219.34
2019 HIGH RISK SUBSTANCE ABUSE -CCP	.00	3,301.28	27,832.83	26,392.62
2019 HIGH RISK SEX OFFENDER -CCP	.00	4,026.50	41,597.61	32,191.44
2019 GRANT C COMMIT REDUCTION PROG	4,934.00	4,535.98	44,411.00	36,523.18
2019 JUVENILE PROBATION FUND	60,329.17	38,369.29	300,072.58	272,480.25
2019 VZCJPD STATE AID GRANT	26,949.25	22,947.87	269,244.80	243,375.41
2019 VZCJPD PROGRESSIVE SANCTIONS	.00	.00	.00	.00
2019 VZCJPD - GRANT N	8,039.00	3,375.00	72,348.00	23,329.45
2019 D A SUPPLEMENTAL FUND	5.31	1,995.71	7,535.50	13,497.77
2019 VOICES - JUV CJD GRANT	8,519.54	3,368.38	17,385.22	23,960.40
2019 ETCOG RESIDENTIAL	.00	.00	1,971.08	1,700.00
2019 GRANT L SECURE FELONY REIMB	.00	.00	.00	665.00-
2019 JUVENILE PROBATION INTEREST	2.10	.00	136.19	.00
2019 REGIONAL SERVICE ENHANCEMENT	.00	26,890.77	162,599.00	89,765.14
2019 GRANT I	.00	.00	.00	.00
2019 GRANT S	4,273.00	5,086.62	38,456.00	31,101.59
2019 MENTAL IMPAIRMENT CASELOAD	.00	5,271.76	40,238.46	42,121.80
2019 SALARY ADJUSTMENT FOR JUV PROB	.00	.00	.00	.00

FUND NAME	***** MONTH TO DATE *****		***** YEAR TO DATE *****	
	REVENUES	EXPENSES	REVENUES	EXPENSES
2019 TITLE IV-E FEDERAL FOSTER CARE	.00	.00	.00	.00
2019 INDIGENT DEFENSE GRANT	11,320.17	3,086.16	11,355.50	21,630.17
2019 FIRE MARSHAL	16,880.65	8,831.75	119,452.15	71,737.28
2019 TECHNOLOGY RESOURCES	.00	.00	.00	.00
2019 HAVA ELECTION GRANT	.00	.00	.00	.00
2019 GOLDEN WATER SUPPLY CORP	.00	.00	.00	.00
2019 D.A. CHECK COLLECTION FUND	286.02	547.26	3,163.60	1,995.15
2019 CONSTABLE #1 TLEOSE FUND	.00	.00	681.02	.00
2019 CONSTABLE #2 TLEOSE FUND	.00	.00	968.02	.00
2019 CONSTABLE #3 TLEOSE FUND	.00	.00	681.62	.00
2019 CONSTABLE #4 TLEOSE FUND	.00	.00	681.52	.00
2019 SHERIFF TLEOSE FUND	.00	2,987.50	4,853.52	2,987.50
2019 DA TLEOSE FUND	.00	.00	671.22	.00
2019 VZC COMMISSARY PERSONNEL FUND	.00	.00	.00	.00
2019 JUSTICE COURT TECHNOLOGY FUND	1,492.13	.00	6,511.92	2,254.88
2019 CHILD ADVOCACY	.00	.00	.00	.00
2019 CONTRIBUTION RELIEF FUND	.00	.00	.00	.00
2019 VETERAN'S MEMORIAL WALL FUND	.00	.00	.00	.00
2019 HISTORICAL COMMISSION	10.34	.00	2,298.92	360.00
2019 VAN TORNADO-ASSISTANCE	.00	.00	54,630.97	23,181.60
2019 FEMA - DEC 2015 STORM	.00	.00	.00	.00
2019 FEMA APRIL 2016 STORM	.00	.00	.00	.00
2019 HAZARD MITIGATION GRANT	.00	20,649.00-	.00	33,798.00
2019 COURTHOUSE PLANNING GRANT	127,071.84	90,765.60	181,531.20	272,296.80
2019 PRETRIAL INTERVENTION PROGRAM	7,628.21	.00	24,937.52	.00
2019 SHERIFF JUSTICE FORFEITURE FUN	30.21	.00	147.29	.00

DATE 05/20/2019 10:07

COMBINED STATEMENT OF REVENUES AND EXPENSES FOR APRIL

THRU APRIL

FUND NAME	***** MONTH TO DATE *****		***** YEAR TO DATE *****	
	REVENUES	EXPENSES	REVENUES	EXPENSES
2019 SHERIFF TREASURY FORFEITURE FU	.00	.00	.00	.00
2019 CONSTABLE PCT #1 FORFEITURE FU	.00	.00	500.00	.00
	-----	-----	-----	-----
TOTAL	1,764,610.96	2,730,242.85	23,935,141.90	15,953,070.95











ACCOUNT NAME	BEGINNING CASH BALANCE	CASH RECEIPTS	CASH DISBURSEMENTS	ENDING CASH BALANCE
D. A. ESCROW/	.00	.00	.00	.00
D. A. ESCROW/	.00	.00	.00	.00
D. A. ESCROW/	.00	.00	.00	.00
D. A. ESCROW/	.00	.00	.00	.00
TIME DEPOSIT ON ACCOUNT	.00	.00	.00	.00
MBIA MUNICIPAL INVESTORS SERV	.00	.00	.00	.00
FUND TOTALS	<u>13,265.99</u>	<u>3.30</u>	<u>1.65-</u>	<u>13,267.64</u>
2019 021 ROAD & BRIDGE - PCT. 1				
CASH	131,411.07	136,124.15	103,221.04-	164,314.18
TIME DEPOSIT ON ACCOUNT	853,892.14	1,612.09	100,000.00-	755,504.23
MBIA MUNICIPAL INVESTORS SERV	3.55	.01	.00	3.56
FUND TOTALS	<u>985,306.76</u>	<u>137,736.25</u>	<u>203,221.04-</u>	<u>919,821.97</u>
2019 022 ROAD & BRIDGE - PCT. 2				
CASH	183,630.79	173,702.18	188,704.19-	168,628.78
TIME DEPOSIT ON ACCOUNT	1,335,702.07	2,551.67	125,000.00-	1,213,253.74
MBIA MUNICIPAL INVESTORS SERV	314,166.72	455.15	.00	314,621.87
FUND TOTALS	<u>1,833,499.58</u>	<u>176,709.00</u>	<u>313,704.19-</u>	<u>1,696,504.39</u>
2019 023 ROAD & BRIDGE - PCT. 3				
CASH	78,318.55	214,593.07	117,287.00-	175,624.62
TIME DEPOSIT ON ACCOUNT	1,311,343.29	2,455.34	175,000.00-	1,138,798.63
MBIA MUNICIPAL INVESTORS SERV	.65	.00	.00	.65
FUND TOTALS	<u>1,389,662.49</u>	<u>217,048.41</u>	<u>292,287.00-</u>	<u>1,314,423.90</u>
2019 024 ROAD & BRIDGE - PCT. 4				
CASH	165,323.01	35,686.53	44,596.51-	156,413.03
TIME DEPOSIT ON ACCOUNT	1,130,081.52	2,259.59	.00	1,132,341.11
MBIA MUNICIPAL INVESTORS SERV	357.40	.76	.00	358.16
FUND TOTALS	<u>1,295,761.93</u>	<u>37,946.88</u>	<u>44,596.51-</u>	<u>1,289,112.30</u>
2019 026 ROAD & BRIDGE - GEN				
CASH	20,146.41	.00	3,684.17-	16,462.24
TIME DEPOSIT ON ACCOUNT	997.92	1.97	.00	999.89
MBIA MUNICIPAL INVESTORS SERV	.00	.00	.00	.00
FUND TOTALS	<u>21,144.33</u>	<u>1.97</u>	<u>3,684.17-</u>	<u>17,462.13</u>
2019 031 COUNTY ROAD FUND - PCT. 1				
CASH	.00	.00	.00	.00
TIME DEPOSIT ON ACCOUNT	.00	.00	.00	.00
MBIA MUNICIPAL INVESTORS SERV	.00	.00	.00	.00
FUND TOTALS	<u>.00</u>	<u>.00</u>	<u>.00</u>	<u>.00</u>
2019 032 COUNTY ROAD FUND - PCT. 2				
CASH	.00	.00	.00	.00
TIME DEPOSIT ON ACCOUNT	.00	.00	.00	.00
MBIA MUNICIPAL INVESTORS SERV	.00	.00	.00	.00
FUND TOTALS	<u>.00</u>	<u>.00</u>	<u>.00</u>	<u>.00</u>
2019 033 COUNTY ROAD FUND - PCT. 3				
CASH	.00	.00	.00	.00
TIME DEPOSIT ON ACCOUNT	.00	.00	.00	.00
MBIA MUNICIPAL INVESTORS SERV	.00	.00	.00	.00
FUND TOTALS	<u>.00</u>	<u>.00</u>	<u>.00</u>	<u>.00</u>
2019 034 COUNTY ROAD FUND - PCT. 4				
CASH	.00	.00	.00	.00

ACCOUNT NAME	BEGINNING CASH BALANCE	CASH RECEIPTS	CASH DISBURSEMENTS	ENDING CASH BALANCE
TIME DEPOSIT ON ACCOUNT	.00	.00	.00	.00
MBIA MUNICIPAL INVESTORS SERV	.00	.00	.00	.00
FUND TOTALS	.00	.00	.00	.00
2019 035 VICTIM COORDINATOR GRANT				
CASH	12,663.77-	13,547.50	5,675.76-	4,792.03-
TIME DEPOSIT ON ACCOUNT	.00	.00	.00	.00
MBIA MUNICIPAL INVESTORS SERV	.00	.00	.00	.00
FUND TOTALS	12,663.77-	13,547.50	5,675.76-	4,792.03-
2019 036 DA FORFEITURE FUND II				
CASH	9,117.18	.00	3,808.71-	5,308.47
TIME DEPOSIT ON ACCOUNT	8,098.25	16.18	.00	8,114.43
MBIA MUNICIPAL INVESTORS SERV	.00	.00	.00	.00
FUND TOTALS	17,215.43	16.18	3,808.71-	13,422.90
2019 037 CONSTABLE PCT #4 SEIZURE				
CASH	760.89	.00	.00	760.89
TIME DEPOSIT ON ACCOUNT	5,761.70	11.49	.00	5,773.19
MBIA MUNICIPAL INVESTORS SERV	.00	.00	.00	.00
FUND TOTALS	6,522.59	11.49	.00	6,534.08
2019 040 COUNTY LAW LIBRARY FUND				
CASH	14,568.64	3,425.00	4,259.89-	13,733.75
TIME DEPOSIT ON ACCOUNT	49,477.93	98.91	.00	49,576.84
MBIA MUNICIPAL INVESTORS SERV	.00	.00	.00	.00
FUND TOTALS	64,046.57	3,523.91	4,259.89-	63,310.59
2019 042 COUNTY FREE LIBRARY				
CASH	29,063.82	8,060.65	10,077.01-	27,047.46
TIME DEPOSIT ON ACCOUNT	.00	.00	.00	.00
MBIA MUNICIPAL INVESTORS SERV	.00	.00	.00	.00
FUND TOTALS	29,063.82	8,060.65	10,077.01-	27,047.46
2019 043 COMMUNITY LIBRARY CONTRIBUTION				
CASH	.00	.00	.00	.00
TIME DEPOSIT ON ACCOUNT	.00	.00	.00	.00
MBIA MUNICIPAL INVESTORS SERV	.00	.00	.00	.00
FUND TOTALS	.00	.00	.00	.00
2019 047 DIGITIZE RECORDS				
CASH	8,328.80	980.00	.00	9,308.80
TIME DEPOSIT ON ACCOUNT	71,304.38	142.55	.00	71,446.93
MBIA	.00	.00	.00	.00
FUND TOTALS	79,633.18	1,122.55	.00	80,755.73
2019 048 SUPPLEMENTAL GUARDIANSHIP				
CASH	3,877.22	320.00	.00	4,197.22
TEXPOOL	28,830.27	57.62	.00	28,887.89
FUND TOTALS	32,707.49	377.62	.00	33,085.11
2019 049 COUNTY CHILD ABUSE PREVENTION				
CASH	1,858.20	140.98	.00	1,999.18
TIME DEPOSIT ON ACCOUNT	6,146.12	12.27	.00	6,158.39
FUND TOTALS	8,004.32	153.25	.00	8,157.57
2019 050 COURT RELATED PROGRAMS				
CASH	.00	.00	.00	.00

ACCOUNT NAME	BEGINNING CASH BALANCE	CASH RECEIPTS	CASH DISBURSEMENTS	ENDING CASH BALANCE
TIME DEPOSIT ON ACCOUNT	25.48	.05	.00	25.53
MBIA MUNICIPAL INVESTORS SERV	.00	.00	.00	.00
FUND TOTALS	<u>25.48</u>	<u>.05</u>	<u>.00</u>	<u>25.53</u>
2019 052 COUNTY & DISTRICT TECH FUND				
CASH	1,607.99	186.09	.00	1,794.08
TIME DEPOSIT ON ACCOUNT	3,605.35	7.19	.00	3,612.54
MBIA	.00	.00	.00	.00
FUND TOTALS	<u>5,213.34</u>	<u>193.28</u>	<u>.00</u>	<u>5,406.62</u>
2019 053 CAPITALCREDITSECONOMICDEVELOP				
CASH	3,056.59	.00	.00	3,056.59
TIME DEPOSIT ON ACCOUNT	241,519.67	482.90	.00	242,002.57
FUND TOTALS	<u>244,576.26</u>	<u>482.90</u>	<u>.00</u>	<u>245,059.16</u>
2019 054 DISTRICT CLERK TECHNOLOGY FUND				
CASH	6,283.11	802.00	.00	7,085.11
TIME DEPOSIT ON ACCOUNT	13,681.36	27.33	.00	13,708.69
MBIA MUNICIPAL INVESTORS SERV	.00	.00	.00	.00
FUND TOTALS	<u>19,964.47</u>	<u>829.33</u>	<u>.00</u>	<u>20,793.80</u>
2019 055 CHAPTER 19				
CASH	15.96	.00	.00	15.96
TIME DEPOSIT ON ACCOUNT	.00	.00	.00	.00
MBIA	.00	.00	.00	.00
FUND TOTALS	<u>15.96</u>	<u>.00</u>	<u>.00</u>	<u>15.96</u>
2019 056 COUNTY RECORDS FUND				
CASH	3,439.85	2,015.53	145.00-	5,310.38
TIME DEPOSIT ON ACCOUNT	121,463.24	242.84	.00	121,706.08
MBIA MUNICIPAL INVESTORS SERV	.00	.00	.00	.00
FUND TOTALS	<u>124,903.09</u>	<u>2,258.37</u>	<u>145.00-</u>	<u>127,016.46</u>
2019 057 COUNTY CLERK RECORDS FUND				
CASH	11,527.69	9,859.23	2,574.00-	18,812.92
TIME DEPOSIT ON ACCOUNT	128,873.63	257.67	.00	129,131.30
MBIA MUNICIPAL INVESTORS SERV	.00	.00	.00	.00
FUND TOTALS	<u>140,401.32</u>	<u>10,116.90</u>	<u>2,574.00-</u>	<u>147,944.22</u>
2019 058 DISTRICT CLERK RECORDS FUND				
CASH	666.21	492.22	772.66-	385.77
TIME DEPOSIT ON ACCOUNT	5,816.19	11.62	.00	5,827.81
FUND TOTALS	<u>6,482.40</u>	<u>503.84</u>	<u>772.66-</u>	<u>6,213.58</u>
2019 059 COUNTY CLERK ARCHIVE				
CASH	28,394.66	9,543.00	.00	37,937.66
TIME DEPOSIT ON ACCOUNT	248,232.18	496.33	.00	248,728.51
FUND TOTALS	<u>276,626.84</u>	<u>10,039.33</u>	<u>.00</u>	<u>286,666.17</u>
2019 064 CAPITAL PROJECT ROADS PCT NO 4				
CASH	.00	.00	.00	.00
TIME DEPOSIT ON ACCOUNT	.00	.00	.00	.00
MBIA MUNICIPAL INVESTORS SERV	.00	.00	.00	.00
FUND TOTALS	<u>.00</u>	<u>.00</u>	<u>.00</u>	<u>.00</u>
2019 070 PERMANENT IMPROVEMENT FUND				
CASH	.00	.00	.00	.00

ACCOUNT NAME	BEGINNING CASH BALANCE	CASH RECEIPTS	CASH DISBURSEMENTS	ENDING CASH BALANCE
TIME DEPOSIT ON ACCOUNT	.00	.00	.00	.00
MBIA MUNICIPAL INVESTORS SERV	.00	.00	.00	.00
FUND TOTALS	.00	.00	.00	.00
2019 075 RIGHT-OF-WAY FUND				
CASH	.00	.00	.00	.00
TIME DEPOSIT ON ACCOUNT	.00	.00	.00	.00
MBIA MUNICIPAL INVESTORS SERV	.00	.00	.00	.00
FUND TOTALS	.00	.00	.00	.00
2019 084 TAX ANTICIPATION NOTES				
CASH	.00	.00	.00	.00
TIME DEPOSIT ON ACCOUNT	.00	.00	.00	.00
MBIA	.00	.00	.00	.00
FUND TOTALS	.00	.00	.00	.00
2019 085 DEBT SERVICE FUND				
CASH	598,960.70	10,886.54	549,241.50-	60,605.74
TIME DEPOSIT ON ACCOUNT	7,856.81	15.70	.00	7,872.51
MBIA MUNICIPAL INVESTORS SERV	155,902.89	543.84	.00	156,446.73
FUND TOTALS	762,720.40	11,446.08	549,241.50-	224,924.98
2019 087 VZC INDIGENT HEALTH PROGRAM				
CASH	37,522.94	16,499.13	31,810.96-	22,211.11
TIME DEPOSIT ON ACCOUNT	165,000.00	.00	.00	165,000.00
MBIA MUNICIPAL INVESTORS SERV	.00	.00	.00	.00
FUND TOTALS	202,522.94	16,499.13	31,810.96-	187,211.11
2019 088 SOIL CONSERVATION DIST FUND				
CASH	68,742.01	.00	.00	68,742.01
TIME DEPOSIT ON ACCOUNT	8,064.69	16.10	.00	8,080.79
MBIA MUNICIPAL INVESTORS SERV	.00	.00	.00	.00
FUND TOTALS	76,806.70	16.10	.00	76,822.80
2019 090 APPELLATE JUSTICE SYSTEM FUND				
CASH	1,415.35	445.00	1,440.00-	420.35
TIME DEPOSIT ON ACCOUNT	.00	.00	.00	.00
MBIA MUNICIPAL INVESTORS SERV	.00	.00	.00	.00
FUND TOTALS	1,415.35	445.00	1,440.00-	420.35
2019 095 PAYROLL CLEARING ACCOUNT.				
CASH	194,039.82	.00	.00	194,039.82
MBIA MUNICIPAL INVESTORS SERV	.00	.00	.00	.00
FUND TOTALS	194,039.82	.00	.00	194,039.82
2019 096 GEN FIXED ASSETS ACCOUNT GRP				
MBIA MUNICIPAL INVESTORS SERV	.00	.00	.00	.00
FUND TOTALS	.00	.00	.00	.00
2019 097 LONG TERM DEBT GROUP				
MBIA MUNICIPAL INVESTORS SERV	.00	.00	.00	.00
FUND TOTALS	.00	.00	.00	.00
2019 131 VAN ZANDT COUNTY JAIL				
CASH	56,100.06	217,501.06	238,578.58-	35,022.54
MEDICARE PAYABLE	.00	.00	.00	.00
VOUCHERS PAYABLE	.00	.00	.00	.00

ACCOUNT NAME	BEGINNING CASH BALANCE	CASH RECEIPTS	CASH DISBURSEMENTS	ENDING CASH BALANCE
TIME DEPOSIT ON ACCOUNT	270,000.00	50,000.00	.00	320,000.00
MBIA MUNICIPAL INVESTORS SERV	.00	.00	.00	.00
FUND TOTALS	<u>326,100.06</u>	<u>267,501.06</u>	<u>238,578.58-</u>	<u>355,022.54</u>
2019 132 VAN ZANDT COUNTY SHERIFF DEPT				
CASH	175,792.63	324,905.00	428,337.02-	72,360.61
TIME DEPOSIT ON ACCOUNT	.00	232,000.00	100,000.00-	132,000.00
MBIA MUNICIPAL INVESTORS SERV	.00	.00	.00	.00
FUND TOTALS	<u>175,792.63</u>	<u>556,905.00</u>	<u>528,337.02-</u>	<u>204,360.61</u>
2019 135 CAPITAL MURDER				
CASH	.00	.00	.00	.00
TEXPOOL	.00	.00	.00	.00
FUND TOTALS	<u>.00</u>	<u>.00</u>	<u>.00</u>	<u>.00</u>
2019 136 HOMELAND SECURITY GRANT				
CASH	.00	.00	.00	.00
TIME DEPOSIT ON ACCOUNT	.00	.00	.00	.00
FUND TOTALS	<u>.00</u>	<u>.00</u>	<u>.00</u>	<u>.00</u>
2019 139 HOMELAND SECURITY GRANT P25 CO				
CASH	.00	.00	.00	.00
TIME DEPOSIT ON ACCOUNT	.00	.00	.00	.00
MBIA MUNICIPAL INVESTORS SERV	.00	.00	.00	.00
FUND TOTALS	<u>.00</u>	<u>.00</u>	<u>.00</u>	<u>.00</u>
2019 141 BULLET PROOF VEST GRANT				
CASH	.00	.00	.00	.00
TIME DEPOSIT ON ACCOUNT	.00	.00	.00	.00
MBIA MUNICIPAL INVESTORS SERV	.00	.00	.00	.00
FUND TOTALS	<u>.00</u>	<u>.00</u>	<u>.00</u>	<u>.00</u>
2019 145 SOLID WASTE GRANT				
CASH	203.03	.00	.00	203.03
TIME DEPOSIT ON ACCOUNT	.00	.00	.00	.00
FUND TOTALS	<u>203.03</u>	<u>.00</u>	<u>.00</u>	<u>203.03</u>
2019 261 CAPITAL PROJECT ROADS PCT NO 1				
CASH	.00	.00	.00	.00
TIME DEPOSIT ON ACCOUNT	.00	.00	.00	.00
FUND TOTALS	<u>.00</u>	<u>.00</u>	<u>.00</u>	<u>.00</u>
2019 262 CAPITAL PROJECT ROADS PCT NO 2				
CASH	.00	.00	.00	.00
TIME DEPOSIT ON ACCOUNT	.00	.00	.00	.00
FUND TOTALS	<u>.00</u>	<u>.00</u>	<u>.00</u>	<u>.00</u>
2019 264 CAPITAL PROJECT PCT 4				
CASH	.00	.00	.00	.00
TIME DEPOSIT ON ACCOUNT	.00	.00	.00	.00
FUND TOTALS	<u>.00</u>	<u>.00</u>	<u>.00</u>	<u>.00</u>
2019 400 FRUITVALE 2011 TXCDBG 710056				
CASH	.00	.00	.00	.00
WATER GRANT CASH	.00	.00	.00	.00
FUND TOTALS	<u>.00</u>	<u>.00</u>	<u>.00</u>	<u>.00</u>
2019 401 BENWHEELERWSC 71348911131115				
FUND TOTALS	<u>.00</u>	<u>.00</u>	<u>.00</u>	<u>.00</u>

ACCOUNT NAME	BEGINNING CASH BALANCE	CASH RECEIPTS	CASH DISBURSEMENTS	ENDING CASH BALANCE
2019 402 LITTLEHOPEMOOREWSC713026081315				
CASH	.00	.00	.00	.00
WATER GRANT CASH	.00	.00	.00	.00
FUND TOTALS	<u>.00</u>	<u>.00</u>	<u>.00</u>	<u>.00</u>
2019 540 PRETRIAL SUPERVISION				
CASH	5,959.57	4,635.00	4,614.54-	5,980.03
TDOA	136,771.95	273.45	.00	137,045.40
FUND TOTALS	<u>142,731.52</u>	<u>4,908.45</u>	<u>4,614.54-</u>	<u>143,025.43</u>
2019 541 COMMUNITY SUP & CORRECTIONS				
CASH	73,252.45	42,265.03	42,604.67-	72,912.81
PETTY CASH	100.00	.00	.00	100.00
TIME DEPOSIT ON ACCOUNT	343,394.74	686.61	.00	344,081.35
MBIA MUNICIPAL INVESTORS SERV	.00	.00	.00	.00
FUND TOTALS	<u>416,747.19</u>	<u>42,951.64</u>	<u>42,604.67-</u>	<u>417,094.16</u>
2019 542 ADULT PROBATION CIVIL				
CASH	1,522.19	2,175.00	1,131.79-	2,565.40
TDOA	50,088.77	100.13	.00	50,188.90
MBIA	303,796.35	645.63	.00	304,441.98
FUND TOTALS	<u>355,407.31</u>	<u>2,920.76</u>	<u>1,131.79-</u>	<u>357,196.28</u>
2019 543 HIGH RISK SUBSTANCE ABUSE -CCP				
CASH	4,787.99	.00	3,301.28-	1,486.71
TIME DEPOSIT ON ACCOUNT	.00	.00	.00	.00
MBIA MUNICIPAL INVESTORS SERV	.00	.00	.00	.00
FUND TOTALS	<u>4,787.99</u>	<u>.00</u>	<u>3,301.28-</u>	<u>1,486.71</u>
2019 544 HIGH RISK SEX OFFENDER -CCP				
CASH	13,591.71	.00	4,026.50-	9,565.21
TIME DEPOSIT ON ACCOUNT	.00	.00	.00	.00
MBIA MUNICIPAL INVESTORS SERV	.00	.00	.00	.00
FUND TOTALS	<u>13,591.71</u>	<u>.00</u>	<u>4,026.50-</u>	<u>9,565.21</u>
2019 545 GRANT C COMMIT REDUCTION PROG				
CASH	7,809.75	4,934.00	4,548.24-	8,195.51
FUND TOTALS	<u>7,809.75</u>	<u>4,934.00</u>	<u>4,548.24-</u>	<u>8,195.51</u>
2019 546 JUVENILE PROBATION FUND				
CASH	76,498.41-	60,939.19	39,740.37-	55,299.59-
TIME DEPOSIT ON ACCOUNT	.00	.00	.00	.00
MBIA MUNICIPAL INVESTORS SERV	.00	.00	.00	.00
FUND TOTALS	<u>76,498.41-</u>	<u>60,939.19</u>	<u>39,740.37-</u>	<u>55,299.59-</u>
2019 547 VZCJPD STATE AID GRANT				
CASH	25,706.85	26,949.25	23,425.87-	29,230.23
TIME DEPOSIT ON ACCOUNT	.00	.00	.00	.00
MBIA MUNICIPAL INVESTORS SERV	.00	.00	.00	.00
FUND TOTALS	<u>25,706.85</u>	<u>26,949.25</u>	<u>23,425.87-</u>	<u>29,230.23</u>
2019 548 VZCJPD PROGRESSIVE SANCTIONS				
CASH	.00	.00	.00	.00
TIME DEPOSIT ON ACCOUNT	.00	.00	.00	.00
MBIA MUNICIPAL INVESTORS SERV	.00	.00	.00	.00
FUND TOTALS	<u>.00</u>	<u>.00</u>	<u>.00</u>	<u>.00</u>



ACCOUNT NAME	BEGINNING CASH BALANCE	CASH RECEIPTS	CASH DISBURSEMENTS	ENDING CASH BALANCE
2019 549 VZCJPD - GRANT N				
CASH	48,828.76	8,039.00	3,375.00-	53,492.76
TIME DEPOSIT ON ACCOUNT	.00	.00	.00	.00
MBIA MUNICIPAL INVESTORS SERV	.00	.00	.00	.00
FUND TOTALS	<u>48,828.76</u>	<u>8,039.00</u>	<u>3,375.00-</u>	<u>53,492.76</u>
2019 550 D A SUPPLEMENTAL FUND				
CASH	2,159.85	.00	1,995.71-	164.14
TIME DEPOSIT ON ACCOUNT	2,668.44	5.31	.00	2,673.75
MBIA MUNICIPAL INVESTORS SERV	.00	.00	.00	.00
FUND TOTALS	<u>4,828.29</u>	<u>5.31</u>	<u>1,995.71-</u>	<u>2,837.89</u>
2019 551 VOICES - JUV CJD GRANT				
VOICES - CJD JUV GRANT	9,289.54-	8,519.54	3,388.43-	4,158.43-
TIME DEPOSIT ON ACCOUNT	.00	.00	.00	.00
FUND TOTALS	<u>9,289.54-</u>	<u>8,519.54</u>	<u>3,388.43-</u>	<u>4,158.43-</u>
2019 552 ETCOG RESIDENTIAL				
CASH	1,761.00-	.00	.00	1,761.00-
FUND TOTALS	<u>1,761.00-</u>	<u>.00</u>	<u>.00</u>	<u>1,761.00-</u>
2019 554 GRANT L SECURE FELONY REIMB				
GRANT L SECURE FELONY REIMB	.00	.00	.00	.00
TIME DEPOSIT ON ACCOUNT	.00	.00	.00	.00
FUND TOTALS	<u>.00</u>	<u>.00</u>	<u>.00</u>	<u>.00</u>
2019 555 JUVENILE PROBATION INTEREST				
CASH	52.98	2.10	.00	55.08
TIME DEPOSIT ON ACCOUNT	23,812.80	.00	.00	23,812.80
MBIA MUNICIPAL INVESTORS SERV	.00	.00	.00	.00
FUND TOTALS	<u>23,865.78</u>	<u>2.10</u>	<u>.00</u>	<u>23,867.88</u>
2019 556 REGIONAL SERVICE ENHANCEMENT				
CASH	99,765.99	.00	25,962.13-	73,803.86
FUND TOTALS	<u>99,765.99</u>	<u>.00</u>	<u>25,962.13-</u>	<u>73,803.86</u>
2019 557 GRANT I				
CASH	.00	.00	.00	.00
FUND TOTALS	<u>.00</u>	<u>.00</u>	<u>.00</u>	<u>.00</u>
2019 558 GRANT S				
CASH	9,318.52	4,598.00	4,703.04-	9,213.48
FUND TOTALS	<u>9,318.52</u>	<u>4,598.00</u>	<u>4,703.04-</u>	<u>9,213.48</u>
2019 559 MENTAL IMPAIRMENT CASELOAD				
CASH	3,388.42	.00	5,271.76-	1,883.34-
TIME DEPOSIT ON ACCOUNT	.00	.00	.00	.00
MBIA MUNICIPAL INVESTORS SERV	.00	.00	.00	.00
FUND TOTALS	<u>3,388.42</u>	<u>.00</u>	<u>5,271.76-</u>	<u>1,883.34-</u>
2019 560 SALARY ADJUSTMENT FOR JUV PROB				
CASH	.00	.00	.00	.00
TIME DEPOSIT ON ACCOUNT	.00	.00	.00	.00
MBIA MINUCIPAL INVESTORS SERV	.00	.00	.00	.00
FUND TOTALS	<u>.00</u>	<u>.00</u>	<u>.00</u>	<u>.00</u>
2019 562 TITLE IV-E FEDERAL FOSTER CARE				
CASH	.00	.00	.00	.00

ACCOUNT NAME	BEGINNING CASH BALANCE	CASH RECEIPTS	CASH DISBURSEMENTS	ENDING CASH BALANCE
TIME DEPOSIT ON ACCOUNT	.00	.00	.00	.00
MBIA MUNICIPAL INVESTORS SERV	.00	.00	.00	.00
FUND TOTALS	.00	.00	.00	.00
2019 565 INDIGENT DEFENSE GRANT				
CASH	24,549.93	11,313.50	3,094.66-	32,768.77
TIME DEPOSIT ON ACCOUNT	5,346.21	10.67	.00	5,356.88
FUND TOTALS	29,896.14	11,324.17	3,094.66-	38,125.65
2019 567 FIRE MARSHAL				
CASH	45,009.48	16,525.00	9,927.45-	51,607.03
TDOA	177,885.93	355.65	.00	178,241.58
FUND TOTALS	222,895.41	16,880.65	9,927.45-	229,848.61
2019 568 TECHNOLOGY RESOURCES				
CASH	1.50	.00	.00	1.50
TIME DEPOSIT ON ACCOUNT	.00	.00	.00	.00
FUND TOTALS	1.50	.00	.00	1.50
2019 569 HAVA ELECTION GRANT				
CASH	12,953.03	.00	.00	12,953.03
FUND TOTALS	12,953.03	.00	.00	12,953.03
2019 570 GOLDEN WATER SUPPLY CORP				
GOLDEN WATER TDHCA 726216	.00	.00	.00	.00
MBIA MUNICIPAL INVESTORS SERVI	.00	.00	.00	.00
FUND TOTALS	.00	.00	.00	.00
2019 580 D.A. CHECK COLLECTION FUND				
CASH	5,300.52	265.13	242.71-	5,322.94
TIME DEPOSIT ON ACCOUNT	10,457.23	20.89	.00	10,478.12
MBIA MUNICIPAL INVESTORS SERV	.00	.00	.00	.00
FUND TOTALS	15,757.75	286.02	242.71-	15,801.06
2019 591 CONSTABLE #1 TLEOSE FUND				
CASH	1,849.26	.00	.00	1,849.26
CASH - CITIZENS NATIONAL	.49-	.00	.00	.49-
TDOA	.00	.00	.00	.00
MBIA MUNICIPAL INVESTORS SERV	.00	.00	.00	.00
FUND TOTALS	1,848.77	.00	.00	1,848.77
2019 592 CONSTABLE #2 TLEOSE FUND				
CASH	2,152.56	.00	.00	2,152.56
CASH OTHER	.00	.00	.00	.00
MBIA MUNICIPAL INVESTORS SERV	.00	.00	.00	.00
FUND TOTALS	2,152.56	.00	.00	2,152.56
2019 593 CONSTABLE #3 TLEOSE FUND				
CASH	1,359.92	.00	.00	1,359.92
CASH OTHER - CITY NATIONAL	3,738.50	.00	.00	3,738.50
MBIA MUNICIPAL INVESTORS SERV	.00	.00	.00	.00
FUND TOTALS	5,098.42	.00	.00	5,098.42
2019 594 CONSTABLE #4 TLEOSE FUND				
CASH	4,947.84	.00	.00	4,947.84
TIME DEPOSIT ON ACCOUNT	.00	.00	.00	.00
MBIA MUNICIPAL INVESTORS SERV	.00	.00	.00	.00

ACCOUNT NAME	BEGINNING CASH BALANCE	CASH RECEIPTS	CASH DISBURSEMENTS	ENDING CASH BALANCE
FUND TOTALS	4,947.84	.00	.00	4,947.84
2019 595 SHERIFF TLEOSE FUND				
CASH	11,600.47	.00	.00	11,600.47
MBIA MUNICIPAL INVESTORS SESRV	.00	.00	.00	.00
FUND TOTALS	11,600.47	.00	.00	11,600.47
2019 596 DA TLEOSE FUND				
CASH	1,613.10	.00	.00	1,613.10
MBIA MUNICIPAL INVESTORS SERV	.00	.00	.00	.00
FUND TOTALS	1,613.10	.00	.00	1,613.10
2019 597 VZC COMMISSARY PERSONNEL FUND				
CASH	.00	.00	.00	.00
MBIA MUNICIPAL INVESTORS SERV	.00	.00	.00	.00
FUND TOTALS	.00	.00	.00	.00
2019 600 JUSTICE COURT TECHNOLOGY FUND				
CASH	8,278.19	1,398.01	.00	9,676.20
TIME DEPOSIT ON ACCOUNT	47,078.70	94.12	.00	47,172.82
MBIA MUNICIPAL INVESTORS SERV	.00	.00	.00	.00
FUND TOTALS	55,356.89	1,492.13	.00	56,849.02
2019 602 CHILD ADVOCACY				
HISTORICAL COMMISSION CASH	.00	.00	.00	.00
MBIA MUNICIPAL INVESTORS SERV	.00	.00	.00	.00
FUND TOTALS	.00	.00	.00	.00
2019 800 CONTRIBUTION RELIEF FUND				
CASH	29.09-	.00	.00	29.09-
TIME DEPOSIT ON ACCOUNT	16,112.02	.00	.00	16,112.02
FUND TOTALS	16,082.93	.00	.00	16,082.93
2019 802 VETERAN'S MEMORIAL WALL FUND				
CASH	.00	.00	.00	.00
TIME DEPOSIT ON ACCOUNT	.00	.00	.00	.00
FUND TOTALS	.00	.00	.00	.00
2019 803 HISTORICAL COMMISSION				
HISTORICAL COMMISSION CASH	3,864.01	.00	.00	3,864.01
TIME DEPOSIT ON ACCOUNT	5,174.92	10.34	.00	5,185.26
FUND TOTALS	9,038.93	10.34	.00	9,049.27
2019 804 VAN TORNADO-ASSISTANCE				
VAN TORNADO-ASSISTANCE-CASH	.00	.00	.00	.00
VTASST-TIME DEPOSITON ACCOUNT	.00	.00	.00	.00
FUND TOTALS	.00	.00	.00	.00
2019 805 FEMA - DEC 2015 STORM				
CASH	.00	.00	.00	.00
TIME DEPOSIT ON ACCOUNT	.00	.00	.00	.00
FUND TOTALS	.00	.00	.00	.00
2019 806 FEMA APRIL 2016 STORM				
CASH	.00	.00	.00	.00
TIME DEPOSIT ON ACCOUNT	.00	.00	.00	.00
FUND TOTALS	.00	.00	.00	.00

ACCOUNT NAME	BEGINNING CASH BALANCE	CASH RECEIPTS	CASH DISBURSEMENTS	ENDING CASH BALANCE
2019 807 HAZARD MITIGATION GRANT				
CASH	54,447.00-	31,415.00	10,766.00-	33,798.00-
TIME DEPOSIT ON ACCOUNT	.00	.00	.00	.00
MBIA MUNICIPAL INVESTORS SERV	.00	.00	.00	.00
FUND TOTALS	<u>54,447.00-</u>	<u>31,415.00</u>	<u>10,766.00-</u>	<u>33,798.00-</u>
2019 808 COURTHOUSE PLANNING GRANT				
CASH	127,071.84-	127,071.84	.00	.00
WATER GRANT CASH	.00	.00	.00	.00
FUND TOTALS	<u>127,071.84-</u>	<u>127,071.84</u>	<u>.00</u>	<u>.00</u>
2019 809 PRETRIAL INTERVENTION PROGRAM				
CASH	11,700.00	7,600.00	.00	19,300.00
TIME DEPOSIT ON ACCOUNT	14,109.31	28.21	.00	14,137.52
FUND TOTALS	<u>25,809.31</u>	<u>7,628.21</u>	<u>.00</u>	<u>33,437.52</u>
2019 810 SHERIFF JUSTICE FORFEITURE FUN				
CASH	2,614.14	.00	.00	2,614.14
TIME DEPOSIT ON ACCOUNT	15,117.08	30.21	.00	15,147.29
FUND TOTALS	<u>17,731.22</u>	<u>30.21</u>	<u>.00</u>	<u>17,761.43</u>
2019 811 SHERIFF TREASURY FORFEITURE FU				
CASH	.00	.00	.00	.00
TIME DEPOSIT ON ACCOUNT	.00	.00	.00	.00
FUND TOTALS	<u>.00</u>	<u>.00</u>	<u>.00</u>	<u>.00</u>
2019 812 CONSTABLE PCT #1 FORFEITURE FU				
CASH	500.00	.00	.00	500.00
TIME DEPOSIT ON ACCOUNT	.00	.00	.00	.00
FUND TOTALS	<u>500.00</u>	<u>.00</u>	<u>.00</u>	<u>500.00</u>
GRAND TOTALS	<u>16,393,844.41</u>	<u>3,575,818.16</u>	<u>4,526,407.20-</u>	<u>15,443,255.37</u>

REPORT OF GENERAL LEDGER AMENDMENTS

ACCOUNT NUMBER	ACCOUNT NAME	DATE	AMDMT NUMBER	OLD BUDGET AMOUNT	AMENDED BUDGET AMOUNT	AMOUNT OF CHANGE	DESCRIPTION	CLK
2019 010-371-100	OTHER MISC. REVENU	01/23/2019	190017	5,800.00-	5,457.61-	342.39	INCREASE REV & EXP - HR	MK
			TOTAL AMENDMENTS	1	TOTAL CHANGES	342.39		
2019 010-390-050	TRANSFER FROM COUR	04/17/2019	190043	16,008.37-	16,129.01-	120.64-	INCREASE REV & EXP TO CLOSE	MK
			TOTAL AMENDMENTS	1	TOTAL CHANGES	120.64-		
2019 010-402-495	MISCELLANEOUS EXPE	01/23/2019	190017	1,137.50	1,479.89	342.39	INCREASE REV & EXP - HR	MK
	EXPENDITURES - HUMAN RESOURCE		TOTAL AMENDMENTS	1	TOTAL CHANGES	342.39		
2019 010-404-107	SALARIES-EXTRA HEL	11/14/2018	190007	20,000.00	23,750.00	3,750.00	LINE ITEM TRANS - CC	MK
2019 010-404-311	POSTAGE	11/14/2018	190007	15,000.00	11,250.00	3,750.00-	LINE ITEM TRANS - CC	MK
2019 010-404-311	POSTAGE	02/07/2019	190023	11,250.00	9,777.12	1,472.88-	LINE ITEM TRANS	MK
2019 010-404-311	POSTAGE	02/20/2019	190027	9,777.12	9,277.12	500.00-	LINE ITEM TRANSFER	MK
2019 010-404-311	POSTAGE	05/15/2019	190049	9,277.12	6,777.12	2,500.00-	LINE ITEM TRANSFER	MK
2019 010-404-484	OTHER ELECTION EXP	02/07/2019	190023	23,000.00	24,472.88	1,472.88	LINE ITEM TRANS	MK
2019 010-404-484	OTHER ELECTION EXP	02/20/2019	190027	24,472.88	24,972.88	500.00	LINE ITEM TRANSFER	MK
2019 010-404-484	OTHER ELECTION EXP	05/15/2019	190049	24,972.88	27,472.88	2,500.00	LINE ITEM TRANSFER	MK
	EXPENDITURES - ELECTIONS		TOTAL AMENDMENTS	8	TOTAL CHANGES	.00		
2019 010-409-416	AUTOPSIES & FORENS	02/07/2019	190021	100,000.00	99,535.12	464.88-	LINE ITEM TRANS.	MK
2019 010-409-457	MAINT. & SERVICE C	02/20/2019	190028	10,000.00	9,500.00	500.00-	LINE ITEM TRANSFER	MK
2019 010-409-495	MISCELLANEOUS	02/20/2019	190028	406.16	906.16	500.00	LINE ITEM TRANSFER	MK
2019 010-409-800	CONTINGENCY	11/26/2018	190010	240,000.00	238,500.00	1,500.00-	LINE TRANS-DISTCOURT OFFICE	MK
2019 010-409-800	CONTINGENCY	05/01/2019	190047	238,500.00	213,500.00	25,000.00-	LINE ITEM TRANSFER	MK
	EXPENDITURES - NON DEPARTMENT		TOTAL AMENDMENTS	5	TOTAL CHANGES	26,964.88-		
2019 010-410-475	ECONOMIC DEVELOPME	02/07/2019	190021	3,666.66	3,888.91	222.25	LINE ITEM TRANS.	MK
2019 010-410-477	TENTH ADMIN JUD RE	02/07/2019	190021	4,850.00	5,092.63	242.63	LINE ITEM TRANS.	MK
	EXPENDITURES - CONTRACTS		TOTAL AMENDMENTS	2	TOTAL CHANGES	464.88		
2019 010-435-310	OFFICE SUPPLIES	02/20/2019	190029	2,600.00	3,725.00	1,125.00	LINE ITEM TRANSFERS	MK
2019 010-435-311	POSTAGE	04/17/2019	190040	3,500.00	3,150.00	350.00-	LINE ITEM TRANSFER	MK
2019 010-435-405	PSYCHIATRIC EVALUA	12/12/2018	190013	1,000.00	800.00	200.00-	LINE ITEM TRANS - DC	MK
2019 010-435-406	TRANSCRIPT AND DEF	02/20/2019	190029	1,500.00	1,250.00	250.00-	LINE ITEM TRANSFERS	MK
2019 010-435-427	TRAINING	02/20/2019	190029	2,500.00	2,000.00	500.00-	LINE ITEM TRANSFERS	MK
2019 010-435-495	MISCELLANEOUS	12/12/2018	190013	250.00	450.00	200.00	LINE ITEM TRANS - DC	MK
2019 010-435-495	MISCELLANEOUS	04/17/2019	190040	450.00	800.00	350.00	LINE ITEM TRANSFER	MK
2019 010-435-572	OFFICE EQUIPMENT	11/26/2018	190010	.00	1,500.00	1,500.00	LINE TRANS-DISTCOURT OFFICE	MK
	EXPENDITURES - DISTRICT COURT		TOTAL AMENDMENTS	8	TOTAL CHANGES	1,875.00		
2019 010-437-405	PSY EVALUATIONS/IN	12/12/2018	190012	18,000.00	14,800.00	3,200.00-	LINE ITEM TRANS - DC	MK
2019 010-437-405	PSY EVALUATIONS/IN	02/20/2019	190029	14,800.00	13,800.00	1,000.00-	LINE ITEM TRANSFERS	MK
2019 010-437-406	TRANSCRIPT AND DEF	12/12/2018	190012	5,000.00	8,200.00	3,200.00	LINE ITEM TRANS - DC	MK
2019 010-437-406	TRANSCRIPT AND DEF	02/20/2019	190029	8,200.00	9,325.00	1,125.00	LINE ITEM TRANSFERS	MK
2019 010-437-413	COURT TRANSLATORS	02/20/2019	190029	12,500.00	12,000.00	500.00-	LINE ITEM TRANSFERS	MK
	EXPENDITURES - ADULT DIST CRT		TOTAL AMENDMENTS	5	TOTAL CHANGES	375.00-		
2019 010-445-310	OFFICE SUPPLIES	01/23/2019	190018	1,500.00	2,750.00	1,250.00	LINE ITEM TRANSFER	MK
2019 010-445-413	COURT TRANSLATORS	04/04/2019	190036	6,000.00	11,000.00	5,000.00	LINE ITEM TRANSFER	MK
2019 010-445-415	INDIGENT LEGAL AID	04/04/2019	190036	75,000.00	70,000.00	5,000.00-	LINE ITEM TRANSFER	MK
2019 010-445-416	INDIGENT LEGAL AID	01/23/2019	190018	5,000.00	3,500.00	1,500.00-	LINE ITEM TRANSFER	MK
2019 010-445-495	MISCELLANEOUS	01/23/2019	190018	175.00	425.00	250.00	LINE ITEM TRANSFER	MK
	EXPENDITURES - COUNTY COURT AT		TOTAL AMENDMENTS	5	TOTAL CHANGES	.00		
2019 010-461-427	TRAINING	05/01/2019	190046	1,400.00	1,402.34	2.34	LINE ITEM TRANSFER	MK

REPORT OF GENERAL LEDGER AMENDMENTS

ACCOUNT NUMBER	ACCOUNT NAME	DATE	AMDMT NUMBER	OLD BUDGET AMOUNT	AMENDED BUDGET AMOUNT	AMOUNT OF CHANGE	DESCRIPTION	CLK
2019 010-461-481	SUBSCRIPTIONS/DUES	05/01/2019	190046	150.00	147.66	2.34-	LINE ITEM TRANSFER	MK
EXPENDITURES - JP #1			TOTAL AMENDMENTS	2	TOTAL CHANGES	.00		
2019 010-462-311	POSTAGE	10/17/2018	1293	1,500.00	1,592.48	92.48	FY18 LINE ITEM TRANSFER	MK
2019 010-462-311	POSTAGE	10/17/2018	1293	1,592.48	1,500.00	92.48-	FY CORRECTION	MK
2019 010-462-402	CONTRACT SERVICES	10/17/2018	1293	1,000.00	907.52	92.48-	FY18 LINE ITEM TRANSFER	MK
2019 010-462-402	CONTRACT SERVICES	10/17/2018	1293	907.52	1,000.00	92.48	FY CORRECTION	MK
EXPENDITURES - JP #2			TOTAL AMENDMENTS	4	TOTAL CHANGES	.00		
2019 010-464-311	POSTAGE	10/17/2018	1294	1,200.00	1,000.00	200.00-	FY18 LINE ITEM TRANSFER	MK
2019 010-464-311	POSTAGE	10/17/2018	1294	1,000.00	1,200.00	200.00	FY CORRECTION	MK
2019 010-464-428	TRAVEL	10/17/2018	1294	2,300.00	2,500.00	200.00	FY18 LINE ITEM TRANSFER	MK
2019 010-464-428	TRAVEL	10/17/2018	1294	2,500.00	2,300.00	200.00-	FY CORRECTION	MK
EXPENDITURES - JP #4			TOTAL AMENDMENTS	4	TOTAL CHANGES	.00		
2019 010-476-330	FUEL AND LUBRICANT	10/17/2018	1295	3,000.00	2,954.47	45.53-	FY18 LINE ITEM TRANSFER	MK
2019 010-476-330	FUEL AND LUBRICANT	10/17/2018	1295	2,954.47	3,000.00	45.53	FY CORRECTION	MK
2019 010-476-495	MISCELLANEOUS	10/17/2018	1295	250.00	295.53	45.53	FY18 LINE ITEM TRANSFER	MK
2019 010-476-495	MISCELLANEOUS	10/17/2018	1295	295.53	250.00	45.53-	FY CORRECTION	MK
EXPENDITURES - DA			TOTAL AMENDMENTS	4	TOTAL CHANGES	.00		
2019 010-497-310	OFFICE SUPPLIES	11/14/2018	190008	2,250.00	2,160.00	90.00-	LINE ITEM TRANS - TREAS	MK
2019 010-497-310	OFFICE SUPPLIES	01/23/2019	190019	2,160.00	2,135.00	25.00-	LINE ITEM TRANSFER	MK
2019 010-497-481	SUBSCRIPTIONS/DUES	01/23/2019	190019	.175.00	200.00	25.00	LINE ITEM TRANSFER	MK
2019 010-497-495	MISCELLANEOUS	11/14/2018	190008	.00	90.00	90.00	LINE ITEM TRANS - TREAS	MK
EXPENDITURES - CO.TREASURER			TOTAL AMENDMENTS	4	TOTAL CHANGES	.00		
2019 010-499-310	OFFICE SUPPLIES	04/17/2019	190041	3,300.00	3,000.00	300.00-	LINE ITEM TRANSFER	MK
2019 010-499-311	POSTAGE	10/17/2018	1296	6,000.00	5,900.00	100.00-	FY18 LINE ITEM TRANSFER	MK
2019 010-499-311	POSTAGE	10/17/2018	1296	5,900.00	6,000.00	100.00	FY CORRECTION	MK
2019 010-499-427	TRAINING	04/17/2019	190041	3,500.00	3,800.00	300.00	LINE ITEM TRANSFER	MK
2019 010-499-428	TRAVEL	10/17/2018	1296	2,000.00	2,100.00	100.00	FY18 LINE ITEM TRANSFER	MK
2019 010-499-428	TRAVEL	10/17/2018	1296	2,100.00	2,000.00	100.00-	FY CORRECTION	MK
2019 010-499-481	SUBSCRIPTIONS/DUES	01/23/2019	190020	100.00	125.00	25.00	LINE ITEM TRANSFER	MK
2019 010-499-495	MISCELLANEOUS	01/23/2019	190020	800.00	775.00	25.00-	LINE ITEM TRANSFER	MK
EXPENDITURES - TAX COLLECTOR			TOTAL AMENDMENTS	8	TOTAL CHANGES	.00		
2019 010-503-420	TELEPHONE (FAX)	05/15/2019	190050	105,000.00	105,225.00	225.00	LINE ITEM TRANSFER	MK
EXPENDITURES-DATA PROCESSING			TOTAL AMENDMENTS	1	TOTAL CHANGES	225.00		
2019 010-510-204	WORKERS COMPENSATI	10/17/2018	1297	1,473.01	1,582.32	109.31	FY18 LINE ITEM TRANSFER	MK
2019 010-510-204	WORKERS COMPENSATI	10/17/2018	1297	1,582.32	1,473.01	109.31-	FY CORRECTION	MK
2019 010-510-440	ELECTRICITY	10/17/2018	1297	91,500.00	91,922.34	422.34	FY18 LINE ITEM TRANSFER	MK
2019 010-510-440	ELECTRICITY	10/17/2018	1297	91,922.34	91,500.00	422.34-	FY CORRECTION	MK
2019 010-510-450	REP & MAINT. BLDGS	04/17/2019	190042	30,000.00	35,000.00	5,000.00	LINE ITEM TRANSFER	MK
2019 010-510-451	REP.&MAINT.-MACH.-	05/01/2019	190047	15,000.00	40,000.00	25,000.00	LINE ITEM TRANSFER	MK
2019 010-510-457	MAINT. & SERVICE C	10/17/2018	1297	10,000.00	9,468.35	531.65-	FY18 LINE ITEM TRANSFER	MK
2019 010-510-457	MAINT. & SERVICE C	10/17/2018	1297	9,468.35	10,000.00	531.65	FY CORRECTION	MK
2019 010-510-572	OFFICE EQUIPMENT	04/17/2019	190042	5,000.00	.00	5,000.00-	LINE ITEM TRANSFER	MK
EXPENDITURES - PUBLIC BLDGS			TOTAL AMENDMENTS	9	TOTAL CHANGES	25,000.00		
2019 010-552-428	FUEL AND LUBRICANT	05/15/2019	190050	1,000.00	775.00	225.00-	LINE ITEM TRANSFER	MK
EXPENDITURES - CONSTABLE PCT.2			TOTAL AMENDMENTS	1	TOTAL CHANGES	225.00-		
2019 010-700-088	SOIL CONVERSATION	12/12/2018	190014	3,000.00	68,000.00	65,000.00	LINE TRANS - FLOOD CONT DAM	MK

REPORT OF GENERAL LEDGER AMENDMENTS

ACCOUNT NUMBER	ACCOUNT NAME	DATE	AMDMT NUMBER	OLD BUDGET AMOUNT	AMENDED BUDGET AMOUNT	AMOUNT OF CHANGE	DESCRIPTION	CLK
2019 010-700-808	TRANSFER TO PLANNI	12/12/2018	190014	302,552.00	237,552.00	65,000.00-	LINE TRANS - FLOOD CONT DAM	MK
TOTAL TRANSFERS			TOTAL AMENDMENTS	2	TOTAL CHANGES	.00		
2019 021-364-100	SALE OF PROPERTY	11/01/2018	190004	.00	5,000.00-	5,000.00-	INCREASE REV & EXP - SALE O	MK
TOTAL AMENDMENTS			1	TOTAL CHANGES	5,000.00-			
2019 021-380-200	FINANCING ISSURANC	01/24/2019	190016	.00	231,500.00-	231,500.00-	INCREASE REV & EXP - EQUIP	MK
TOTAL AMENDMENTS			1	TOTAL CHANGES	231,500.00-			
2019 021-621-571	EQUIPMENT PURCHASE	11/01/2018	190004	127,500.00	132,500.00	5,000.00	INCREASE REV & EXP - SALE O	MK
2019 021-621-571	EQUIPMENT PURCHASE	01/24/2019	190016	132,500.00	364,000.00	231,500.00	INCREASE REV & EXP - EQUIP	MK
EXPENDITURES - R & B PCT.1			TOTAL AMENDMENTS	2	TOTAL CHANGES	236,500.00		
2019 022-364-100	SALE OF PROPERTY	02/07/2019	190023	.00	2,334.00-	2,334.00-	INCREASE REV & EXP-SALE OF	MK
TOTAL AMENDMENTS			1	TOTAL CHANGES	2,334.00-			
2019 022-367-000	DONATIONS - GENERA	11/01/2018	190005	.00	300.00-	300.00-	INCREASE REV & EXP - DONATI	MK
TOTAL AMENDMENTS			1	TOTAL CHANGES	300.00-			
2019 022-370-100	ROAD DAMAGE PAYMEN	11/14/2018	190009	.00	4,250.00-	4,250.00-	INCREASE REV & EXP REIMB	MK
TOTAL AMENDMENTS			1	TOTAL CHANGES	4,250.00-			
2019 022-371-100	OTHER MISC. REVENU	03/07/2019	190032	.00	15,768.15-	15,768.15-	INCREASE REV & EXP AMEND PW	MK
TOTAL AMENDMENTS			1	TOTAL CHANGES	15,768.15-			
2019 022-622-335	ROAD & BRIDGE MATE	11/01/2018	190005	1,193,824.00	1,194,124.00	300.00	INCREASE REV & EXP - DONATI	MK
2019 022-622-335	ROAD & BRIDGE MATE	11/14/2018	190009	1,194,124.00	1,198,374.00	4,250.00	INCREASE REV & EXP REIMB	MK
2019 022-622-335	ROAD & BRIDGE MATE	02/20/2019	190030	1,198,374.00	1,173,374.00	25,000.00-	LINE ITEM TRANSFER	MK
2019 022-622-335	ROAD & BRIDGE MATE	03/07/2019	190032	1,173,374.00	1,189,142.15	15,768.15	INCREASE REV & EXP AMEND PW	MK
2019 022-622-335	ROAD & BRIDGE MATE	05/15/2019	190051	1,189,142.15	1,186,142.15	3,000.00-	LINE ITEM TRANSFER	MK
2019 022-622-340	SHOP SUPPLIES & TO	05/15/2019	190051	3,500.00	6,500.00	3,000.00	LINE ITEM TRANSFER	MK
2019 022-622-451	REPAIR & MAINT. -	11/26/2018	190011	2,500.00	27,500.00	25,000.00	LINE ITEM TRANS-PCT2 REPAIR	MK
2019 022-622-451	REPAIR & MAINT. -	02/07/2019	190023	27,500.00	29,834.00	2,334.00	INCREASE REV & EXP-SALE OF	MK
2019 022-622-461	MACHINERY RENTAL	02/20/2019	190030	.00	25,000.00	25,000.00	LINE ITEM TRANSFER	MK
2019 022-622-483	BONDING	02/07/2019	190022	355.00	451.00	96.00	LINE ITEM TRANS.	MK
2019 022-622-495	MISCELLANEOUS EXPE	02/07/2019	190022	2,000.00	1,904.00	96.00-	LINE ITEM TRANS.	MK
2019 022-622-571	EQUIPMENT PURCHASE	11/26/2018	190011	30,000.00	5,000.00	25,000.00-	LINE ITEM TRANS-PCT2 REPAIR	MK
EXPENDITURES - R & B PCT.2			TOTAL AMENDMENTS	12	TOTAL CHANGES	22,652.15		
2019 023-367-000	DONATIONS - GENERA	04/17/2019	190044	.00	3,000.00-	3,000.00-	INCREASE REV & EXP - 023 DO	MK
TOTAL AMENDMENTS			1	TOTAL CHANGES	3,000.00-			
2019 023-380-200	FINANCING ISSURANC	02/07/2019	190025	170,000.00-	221,809.98-	51,809.98-	TO INCREASE REV & EXP-GOV C	MK
TOTAL AMENDMENTS			1	TOTAL CHANGES	51,809.98-			
2019 023-623-335	ROAD & BRIDGE MATE	04/17/2019	190044	850,000.00	853,000.00	3,000.00	INCREASE REV & EXP - 023 DO	MK
2019 023-623-440	ELECTRICITY	03/21/2019	190034	2,000.00	1,965.00	35.00-	LINE ITEM TRANSFER	MK
2019 023-623-441	GAS	03/21/2019	190034	200.00	235.00	35.00	LINE ITEM TRANSFER	MK
2019 023-623-461	MACHINERY RENTAL	02/07/2019	190024	50,000.00	37,067.65	12,932.35-	LINE ITEM TRANS	MK
2019 023-623-461	MACHINERY RENTAL	05/15/2019	190052	37,067.65	26,067.65	11,000.00-	LINE ITEM TRANSFER	MK
2019 023-623-535	CAPITAL OUTLAY - O	02/20/2019	190031	25,000.00	50,000.00	25,000.00	LINE ITEM TRANSFER	MK
2019 023-623-535	CAPITAL OUTLAY - O	05/15/2019	190052	50,000.00	61,000.00	11,000.00	LINE ITEM TRANSFER	MK
2019 023-623-571	EQUIPMENT PURCHASE	02/07/2019	190024	215,000.00	227,932.35	12,932.35	LINE ITEM TRANS	MK
2019 023-623-571	EQUIPMENT PURCHASE	02/07/2019	190025	227,932.35	279,742.33	51,809.98	TO INCREASE REV & EXP-GOV C	MK
2019 023-623-800	CONTINGENCY	02/20/2019	190031	100,000.00	75,000.00	25,000.00-	LINE ITEM TRANSFER	MK

REPORT OF GENERAL LEDGER AMENDMENTS

ACCOUNT NUMBER	ACCOUNT NAME	DATE	AMDMT NUMBER	OLD BUDGET AMOUNT	AMENDED BUDGET AMOUNT	AMOUNT OF CHANGE	DESCRIPTION	CLK
			TOTAL AMENDMENTS	10	TOTAL CHANGES	54,809.98		
EXPENDITURES - R & B PCT.3								
2019 024-370-100 ROAD DAMAGE PAYMEN	11/01/2018	190006		.00	71,325.88-	71,325.88-	INCREASE REV & EXP - RD DAM	MK
			TOTAL AMENDMENTS	1	TOTAL CHANGES	71,325.88-		
2019 024-371-100 OTHER MISC. REVENU	04/04/2019	190037		.00	27,210.06-	27,210.06-	INCREASE REV & EXP	MK
			TOTAL AMENDMENTS	1	TOTAL CHANGES	27,210.06-		
2019 024-624-335 ROAD & BRIDGE MATE	11/01/2018	190006		728,473.00	799,798.88	71,325.88	INCREASE REV & EXP - RD DAM	MK
2019 024-624-335 ROAD & BRIDGE MATE	04/04/2019	190037		799,798.88	814,008.94	14,210.06	INCREASE REV & EXP	MK
2019 024-624-571 EQUIPMENT PURCHASE	04/04/2019	190037		.00	13,000.00	13,000.00	INCREASE REV & EXP	MK
			TOTAL AMENDMENTS	3	TOTAL CHANGES	98,535.94		
EXPENDITURES - PCT.4								
2019 050-700-010 TRANSFER TO GENERA	04/17/2019	190043		16,008.37	16,129.01	120.64	INCREASE REV & EXP TO CLOSE	MK
			TOTAL AMENDMENTS	1	TOTAL CHANGES	120.64		
2019 056-409-407 MICROFILMING	11/01/2018	190003		100,000.00	95,000.00	5,000.00-	LINE ITEM TRANSFER	MK
2019 056-409-495 MISCELLANEOUS EXPE	11/01/2018	190003		5,000.00	10,000.00	5,000.00	LINE ITEM TRANSFER	MK
			TOTAL AMENDMENTS	2	TOTAL CHANGES	.00		
EXPENDITURES - CTY RECORDS FND								
2019 087-645-427 TRAINING	04/17/2019	190045		1,000.00	700.00	300.00-	LINE ITEM TRANSFER	MK
2019 087-645-481 SUBSCRIPTIONS/DUES	04/17/2019	190045		300.00	600.00	300.00	LINE ITEM TRANSFER	MK
			TOTAL AMENDMENTS	2	TOTAL CHANGES	.00		
EXPENDITURES-IHC								
2019 088-390-010 TRANSFER FROM GENE	12/12/2018	190014		.00	65,000.00-	65,000.00-	LINE TRANS - FLOOD CONT DAM	MK
2019 088-390-010 TRANSFER FROM GENE	03/23/2019	1		65,000.00-	68,000.00-	3,000.00-	BALANCE TRANSFERS	SH
			TOTAL AMENDMENTS	2	TOTAL CHANGES	68,000.00-		
2019 131-367-000 GENERAL DONATION	04/04/2019	190038		.00	5,000.00-	5,000.00-	INCREASE REV & EXP - CHEVRO	MK
			TOTAL AMENDMENTS	1	TOTAL CHANGES	5,000.00-		
2019 131-512-310 OFFICE SUPPLIES -	03/21/2019	190035		8,500.00	9,028.91	528.91	LINE ITEM TRANSFER	MK
2019 131-512-312 OFFICE SUPPLIES -	04/04/2019	190038		2,000.00	7,000.00	5,000.00	INCREASE REV & EXP - CHEVRO	MK
2019 131-512-334 OTHER JAIL SUPPLIE	03/21/2019	190035		2,500.00	1,971.09	528.91-	LINE ITEM TRANSFER	MK
			TOTAL AMENDMENTS	3	TOTAL CHANGES	5,000.00		
EXPENDITURES - VZC JAIL								
2019 132-370-104 INSURANCE PROCEEDS	05/01/2019	190048		.00	12,844.65-	12,844.65-	INCREASE REV & EXP - INS PR	MK
			TOTAL AMENDMENTS	1	TOTAL CHANGES	12,844.65-		
2019 132-560-575 SHERIFF'S AUTO PUR	05/01/2019	190048		.00	12,844.65	12,844.65	INCREASE REV & EXP - INS PR	MK
			TOTAL AMENDMENTS	1	TOTAL CHANGES	12,844.65		
EXPENDITURES - SHERIFF OFFICE								
2019 545-435-206 UNEMPLOYMENT INSUR	10/10/2018			405.76	405.45	.31-	BALANCE COUNTY FUND TO STAT	SH
			TOTAL AMENDMENTS	1	TOTAL CHANGES	.31-		
2019 546-587-103 SALARIES EMPLOYEES	10/10/2018	190001		167,027.00	172,824.00	5,797.00	LINE ITEM TRANSFER	SH
2019 546-587-107 SALARIES-EXTRA HEL	10/10/2018	190001		47,942.00	49,893.00	1,951.00	LINE ITEM TRANSFER	SH
2019 546-587-572 OFFICE EQUIPMENT	10/10/2018	190001		41,702.00	33,954.00	7,748.00-	LINE ITEM TRANSFER	SH
			TOTAL AMENDMENTS	3	TOTAL CHANGES	.00		
EXPENDITURES DETENTION LOCAL								
2019 547-333-110 STATE AID - JUV GR	10/30/2018	190002		309,807.00-	315,599.00-	5,792.00-	BUDGET AMENDMENT #4	SH
			TOTAL AMENDMENTS	1	TOTAL CHANGES	5,792.00-		
2019 547-581-204 WORKERS COMPENSATI	10/09/2018			904.64	638.33	266.31-	BALANCE COUNTY G/L TO STATE	SH
2019 547-581-204 WORKERS COMPENSATI	10/09/2018			638.33	1,170.95	532.62	CORRECT COUNTY BUDGET TO ST	SH



REPORT OF GENERAL LEDGER AMENDMENTS

ACCOUNT NUMBER	ACCOUNT NAME	DATE	AMDMT NUMBER	OLD BUDGET AMOUNT	AMENDED BUDGET AMOUNT	AMOUNT OF CHANGE	DESCRIPTION	CLK
EXPENDITURES - TJCP PROBATION			TOTAL AMENDMENTS	2	TOTAL CHANGES	266.31		
2019 547-587-107	SALARIES - EXTRA H	10/30/2018	190002	27,299.00	33,091.00	5,792.00	BUDGET AMENDMENT #4	SH
2019 547-587-204	WORKERS COMPENSATI	10/09/2018		2,345.71	2,079.04	266.67-	BALANCE COUNTY BUDGET TO ST	SH
EXPENDITURES - TJCP RESIDENTIA			TOTAL AMENDMENTS	2	TOTAL CHANGES	5,525.33		
2019 549-585-206	UNEMPLOYMENT INSUR	10/09/2018		231.02	230.02	1.00-	BALANCE COUNTY BUDGET TO ST	SH
2019 549-585-413	MH SCREENING	10/09/2018		3,000.00	3,001.00	1.00	BALANCE COUNTY BUDGET TO ST	SH
EXPENDITURES - CCP PROBATION			TOTAL AMENDMENTS	2	TOTAL CHANGES	.00		
2019 552-333-117	ETCOG REIMBURSEMEN	03/12/2019	190033	6,000.00-	4,000.00-	2,000.00	ETCOG CJD DECREASE BUDGET	MK
EXPENDITURES - CCP PROBATION			TOTAL AMENDMENTS	1	TOTAL CHANGES	2,000.00		
2019 552-582-410	PSYCHOLOGICALS-ETC	03/12/2019	190033	6,000.00	4,000.00	2,000.00-	ETCOG CJD DECREASE BUDGET	MK
EXPENDITURES - CCP PROBATION			TOTAL AMENDMENTS	1	TOTAL CHANGES	2,000.00-		
2019 556-582-411	PROGRAM OR SERVICE	04/10/2019	190039	46,800.00	39,126.00	7,674.00-	LINE ITEM TRANS - JUV PROB	MK
2019 556-582-572	EQUIPMENT	04/10/2019	190039	92,119.00	99,793.00	7,674.00	LINE ITEM TRANS - JUV PROB	MK
EXPENDITURES - CCP PROBATION			TOTAL AMENDMENTS	2	TOTAL CHANGES	.00		
2019 558-435-204	WORKERS COMPENSATI	10/10/2018		67.53	582.47	514.94	BALANCE COUNTY G/L TO STATE	SH
EXPENDITURES - GRANT S			TOTAL AMENDMENTS	1	TOTAL CHANGES	514.94		
2019 565-435-481	SUBSCRIPTIONS/DUES	01/09/2019	190015	3,100.00	2,900.00	200.00-	LINE ITEM TRANSFER	MK
2019 565-435-495	MISC.	01/09/2019	190015	.00	200.00	200.00	LINE ITEM TRANSFER	MK
EXPENDITURES - INDIGENT DEFENS			TOTAL AMENDMENTS	2	TOTAL CHANGES	.00		
2019 567-435-330	FUEL & LUBRICANTS	05/15/2019	190053	9,000.00	8,000.00	1,000.00-	LINE ITEM TRANSFER	MK
2019 567-435-451	REPAIR & MAINT/VEH	05/15/2019	190053	2,500.00	3,500.00	1,000.00	LINE ITEM TRANSFER	MK
EXPENDITURES-ABATEMENT OFFICER			TOTAL AMENDMENTS	2	TOTAL CHANGES	.00		
2019 808-390-010	TRANSFER FROM GENE	12/12/2018	190014	302,552.00-	237,552.00-	65,000.00	LINE TRANS - FLOOD CONT DAM	MK
EXPENDITURES - GRANT S			TOTAL AMENDMENTS	1	TOTAL CHANGES	65,000.00		



P.O. Box 3188 • Longview, Texas 75606 • 903-237-5500

MEMBER FDIC

EQUAL HOUSING LENDER



Return Service Requested

Date 4/30/19  
PRIMARY ACCOUNT  
ENCLOSURES

Page 1  
1910512  
357



TXBT  
TREASURER OF VAN ZANDT COUNTY  
FINANCIAL CLEARING  
121 E DALLAS RM 101  
CANTON TX 75103-1496

C H E C K I N G   A C C O U N T

PUBLIC FUNDS CHECKING		NUMBER OF ENCLOSURES	357
ACCOUNT NUMBER	1910512	Statement Dates	4/01/19 thru 4/30/19
PREVIOUS BALANCE	1,970,446.17	DAYS IN STATEMENT PERIOD	30
23 DEPOSITS	2,495,097.67	AVERAGE LEDGER	2,067,273.52
370 CHECKS/DEBITS	1,768,807.36	AVERAGE COLLECTED	2,057,872.11
SERVICE CHARGE	.00		
INTEREST PAID	.00		
CURRENT BALANCE	2,696,736.48		

D E P O S I T S   A N D   O T H E R   C R E D I T S

Date	Description	Amount
4/03	DEPOSIT	121,140.44
4/04	DEPOSIT	21,099.19
4/08	PAY            VZ CO APPRAISAL	20,232.00
	PPD	
4/08	PAY            VZ CO APPRAISAL	154,458.93
	PPD	
4/08	DEPOSIT	21,315.32
4/10	DEPOSIT	98,502.08
4/11	INV-PAYMTS CPA STATE FISCAL	6,741.13
	CTX	
4/12	INV-PAYMTS TX AGRICULTURE	1,869.67
	CTX	
4/12	INV-PAYMTS GOVERNOR FISCAL	8,519.54
	CTX	
4/12	INV-PAYMTS GOVERNOR FISCAL	10,142.57
	CTX	
4/12	INV-PAYMTS OFC COURT ADMIN	11,309.50
	CTX	
4/12	DEPOSIT	10,766.00
4/17	WIRE TRANSFER CREDIT	1,000,000.00
	VAN ZANDT COUNTY	
	FINANCIAL CLEARING FUND	
	ATTN KENNY EDWARDS	
	121 E DALLAS ST STE 101	
	FEDERATED SERVICES COMPANY	

012277



TXBT-020-012207-001-019-190501 012277 X02  
75103149626

Date 4/30/19  
PRIMARY ACCOUNT  
ENCLOSURES

Page 2  
1910512  
357

TREASURER OF VAN ZANDT COUNTY  
FINANCIAL CLEARING  
121 E DALLAS RM 101  
CANTON TX 75103

PUBLIC FUNDS CHECKING

1910512 (Continued)

DEPOSITS AND OTHER CREDITS		
Date	Description	Amount
	FEDERATED INVESTORS TOWER PITTSBURGH PA 152223 20190417A1Q002CC006030 20190417MMQFMPJR000071 04171628FT03	
4/17	INV-PAYMTS TX HISTORICAL CM CTX	127,071.84
4/18	INV-PAYMTS CPA STATE FISCAL CTX	11,968.34
4/18	INV-PAYMTS CPA STATE FISCAL CTX	55,510.33
4/22	INV-PAYMTS JUVENILE JUSTICE CTX	43,764.00
4/22	DEPOSIT	249,124.55
4/23	DEPOSIT	298,415.12
4/24	INV-PAYMTS COMP JUDICIARY CTX	326.54
4/24	INV-PAYMTS DEPT PUBL SAFETY CTX	1,637.49
4/24	DEPOSIT	220,751.84
4/26	INV-PAYMTS JUVENILE JUSTICE CTX	431.25

---

WITHDRAWALS AND OTHER DEBITS		
Date	Description	Amount
4/03	Transf to Payroll clearing Payroll 04/05/2019 Confirmation number 403190209	214,009.40-
4/04	PAYMENTS NATIONWIDE PPD	2,825.00-
4/04	PAYMENT BANKCARD \TEL	4,051.85-
4/04	USATAXPYMT IRS CCD 220949425539438	63,501.75-
4/05	Transf to Payroll clearing Payroll 4/5/2019 Confirmation number 405190033	186.90-

TXBT-020-012207-001-019-190501 012277 X02

Date 4/30/19  
PRIMARY ACCOUNT  
ENCLOSURES

Page 3  
1910512  
357

TREASURER OF VAN ZANDT COUNTY  
FINANCIAL CLEARING  
121 E DALLAS RM 101  
CANTON TX 75103

PUBLIC FUNDS CHECKING

1910512 (continued)

WITHDRAWALS AND OTHER DEBITS		
Date	Description	Amount
4/08	Transf to Jury Clearing Jury Transfer Confirmation number 408190082	1,120.00-
4/08	Transf to Jury Clearing Jury Transfer Confirmation number 408190084	400.00-
4/08	USATAXPYMT IRS CCD 220949800823812	68.90-
4/08	INVESTMENT BFDS CCD 612134000190403	150.00-
4/08	CHILDSUPP Texas SDU CCD 190950001062076	908.62-
4/09	Transf to Debt Services debt service transfer Confirmation number 409190046	10,886.54-
4/15	RECEIVABLE TEXAS COUNTY DRS CCD 0333	84,530.04-
4/16	Transf to Payroll Clearing Payroll 4/18/2019 confirmation number 416190084	241,974.69-
4/17	PAYMENTS NATIONWIDE PPD	2,825.00-
4/17	USATAXPYMT IRS CCD 220950754242488	74,829.93-
4/18	REF: VAN ZANDT COUNTY CSCD 023 WIRE TRANSFER DEBIT TDCJ	3,619.11-
4/22	INVESTMENT BFDS CCD 612134000190416	150.00-
4/22	CHILDSUPP Texas SDU CCD 191090001076817	908.62-
4/22	FLEET DEBI WEX INC CCD 9100000739575	11,585.16-
4/23	Transf to Payroll Clearing Payroll 4/18/2019 confirmation number 423190003	406.97-
4/24	USATAXPYMT IRS CCD 220951410991955	91.01-

Date 4/30/19  
 PRIMARY ACCOUNT  
 ENCLOSURES

Page 4  
 1910512  
 357

TREASURER OF VAN ZANDT COUNTY  
 FINANCIAL CLEARING  
 121 E DALLAS RM 101  
 CANTON TX 75103

PUBLIC FUNDS CHECKING

1910512 (continued)

CHECKS IN NUMERICAL ORDER

Date	check No	Amount	Date	check No	Amount
4/10	65266	39.63	4/05	65792*	450.00
4/15	65349*	33.75	4/01	65795*	3,125.00
4/23	65490*	519.78	4/01	65803*	239.00
4/16	65491	655.40	4/16	65804	60.00
4/29	65492	350.00	4/29	65805	350.00
4/01	65506*	500.00	4/09	65806	49.95
4/01	65539*	1,206.06	4/05	65807	232.31
4/12	65540	409.00	4/08	65808	7.84
4/09	65564*	386.00	4/12	65809	39.16
4/16	65584*	655.40	4/10	65810	622.67
4/03	65648*	125.41	4/11	65811	149.00
4/01	65650*	149.95	4/04	65812	19,672.50
4/02	65655*	615.30	4/10	65813	1,149.00
4/08	65659*	12.00	4/09	65814	259.35
4/10	65663*	225.00	4/11	65815	15.14
4/03	65664	7,887.00	4/09	65816	603.00
4/01	65667*	47.98	4/08	65817	115.00
4/10	65670*	375.00	4/09	65818	836.94
4/01	65672*	703.93	4/08	65819	108.53
4/01	65677*	7.00	4/16	65820	270.63
4/02	65682*	716.69	4/10	65821	116.68
4/01	65694*	750.00	4/10	65822	188.52
4/19	65699*	640.00	4/09	65823	1,127.00
4/04	65703*	750.00	4/10	65824	567.50
4/10	65709*	285.20	4/22	65825	450.00
4/02	65715*	86.97	4/15	65826	500.00
4/01	65718*	2,987.49	4/09	65827	83.94
4/02	65727*	88.88	4/09	65828	1,055.04
4/01	65730*	464.50	4/09	65829	5,562.45
4/04	65731	90.00	4/09	65830	169.17
4/01	65733*	60.00	4/04	65831	4,020.00
4/22	65736*	300.00	4/09	65832	2,075.00
4/08	65738*	652.58	4/11	65833	33.70
4/01	65745*	28.56	4/09	65834	428.31
4/17	65749*	720.00	4/09	65835	1,840.00
4/02	65752*	112,989.11	4/08	65836	22,415.62
4/01	65790*	200.00	4/10	65837	1,350.00

\* Indicates break in check number sequence

TXBT-020-012207-001-019-190501 01:2277 X02

TREASURER OF VAN ZANDT COUNTY  
 FINANCIAL CLEARING  
 121 E DALLAS RM 101  
 CANTON TX 75103

PUBLIC FUNDS CHECKING

1910512 (continued)

CHECKS IN NUMERICAL ORDER					
Date	check No	Amount	Date	check No	Amount
		599.14	4/10	65881	459.72
4/10	65838				
4/10	65839	1,575.64	4/10	65882	451.50
4/12	65840	7.00	4/18	65883	551.61
4/25	65841	350.00	4/09	65884	600.00
4/09	65843*	73.55	4/09	65885	4,986.63
4/08	65844	504.70	4/10	65886	310.00
4/09	65845	2,550.00	4/11	65887	1,002.00
4/12	65846	601.87	4/26	65888	174.34
4/09	65847	2,238.00	4/12	65889	187.00
4/09	65848	6,673.62	4/04	65890	82.00
4/12	65849	65.91	4/10	65891	350.00
4/11	65850	153.44	4/26	65892	600.53
4/10	65851	235.24	4/09	65893	200.63
4/10	65853*	52.31	4/08	65894	2,012.00
4/08	65854	75.00	4/08	65896*	2,000.00
4/22	65855	1,000.00	4/09	65897	485.00
4/11	65856	1,035.00	4/04	65898	520.83
4/11	65857	2,050.00	4/11	65899	190.00
4/10	65858	24.75	4/15	65900	289.90
4/11	65859	198.42	4/10	65901	1,453.75
4/15	65860	1,472.50	4/05	65902	520.83
4/10	65861	73.00	4/09	65903	193.40
4/10	65862	2,573.25	4/08	65905*	2,786.64
4/03	65863	3,152.30	4/11	65906	500.00
4/12	65864	105.00	4/10	65907	792.78
4/09	65865	208.20	4/05	65908	750.00
4/18	65866	600.53	4/16	65909	1,000.00
4/10	65867	1,206.06	4/11	65910	455.72
4/09	65868	705.00	4/09	65911	1,661.23
4/09	65869	1,800.00	4/10	65912	500.00
4/15	65870	18,900.00	4/09	65913	350.00
4/09	65871	1,000.00	4/10	65914	1,250.00
4/08	65872	235.00	4/09	65915	106.65
4/11	65873	1,386.76	4/11	65916	87.55
4/10	65876*	3,610.50	4/09	65918*	13,735.75
4/08	65877	110.00	4/09	65919	460.00
4/18	65878	2,033.77	4/08	65920	3,259.86
4/09	65879	500.00	4/09	65921	159.00
4/10	65880	1,045.00	4/09	65922	39,157.64

\* Indicates break in check number sequence



Date 4/30/19  
 PRIMARY ACCOUNT  
 ENCLOSURES

Page 6  
 1910512  
 357

TREASURER OF VAN ZANDT COUNTY  
 FINANCIAL CLEARING  
 121 E DALLAS RM 101  
 CANTON TX 75103

PUBLIC FUNDS CHECKING

1910512 (Continued)

CHECKS IN NUMERICAL ORDER

Date	Check No	Amount	Date	check No	Amount
4/12	65923	700.00	4/23	65966	109.30
4/03	65924	3,525.00	4/24	65967	373.35
4/09	65925	124.80	4/23	65968	799.79
4/11	65926	820.00	4/19	65969	86.81
4/11	65927	99.48	4/22	65970	3,735.00
4/10	65928	1,157.58	4/24	65971	520.99
4/10	65929	425.34	4/22	65972	1,686.00
4/15	65930	6,000.00	4/23	65973	200.00
4/09	65931	792.53	4/24	65974	707.54
4/11	65932	1,247.79	4/29	65975	225.00
4/15	65933	900.00	4/29	65976	392.00
4/11	65934	2,124.13	4/23	65977	717.60
4/15	65935	600.53	4/26	65979*	3,375.00
4/08	65936	261.51	4/23	65980	955.04
4/09	65937	3,569.37	4/23	65981	65.60
4/16	65938	750.00	4/26	65982	420.30
4/11	65939	55.35	4/22	65983	60,731.09
4/11	65940	803.58	4/29	65984	1,089.50
4/11	65941	1,867.27	4/23	65989*	72.65
4/10	65942	4,137.42	4/24	65990	25.32
4/09	65943	121,522.20	4/24	65991	28.99
4/09	65944	420.30	4/24	65992	9.70
4/03	65945	61,349.41	4/22	65993	226.50
4/16	65946	5,831.54	4/23	65994	750.00
4/25	65948*	145.00	4/22	65995	17,244.62
4/23	65949	157.81	4/23	65996	145.00
4/23	65950	43.65	4/30	65998*	96.50
4/24	65951	49.95	4/29	65999	117.74
4/22	65952	19.66	4/25	66000	92.19
4/23	65953	316.14	4/24	66001	210.00
4/25	65955*	767.00	4/25	66002	110.00
4/22	65956	350.00	4/19	66003	16.50
4/24	65957	14.56	4/29	66005*	150.00
4/17	65960*	396.00	4/24	66006	10,338.00
4/25	65961	450.00	4/22	66007	495.88
4/22	65962	1,166.95	4/22	66008	240.22
4/22	65963	50.00	4/22	66009	3,884.99
4/23	65964	275.00	4/23	66010	2,511.00
4/26	65965	500.00	4/24	66011	18.00

\* Indicates break in check number sequence

TXBT-020-012207-001-019-190501 012277 X02

Date 4/30/19  
PRIMARY ACCOUNT  
ENCLOSURES

Page 7  
1910512  
357

TREASURER OF VAN ZANDT COUNTY  
FINANCIAL CLEARING  
121 E DALLAS RM 101  
CANTON TX 75103

PUBLIC FUNDS CHECKING

1910512 (continued)

CHECKS IN NUMERICAL ORDER					
Date	Check No	Amount	Date	Check No	Amount
4/23	66012	828.43	4/24	66057	1,000.00
4/23	66013	38.57	4/29	66058	10,766.00
4/24	66014	145.16	4/25	66060*	30.19
4/30	66015	116.94	4/30	66061	219.98
4/25	66016	266.70	4/22	66062	636.61
4/25	66018*	197.64	4/24	66064*	467.00
4/30	66019	160.00	4/18	66065	100.00
4/25	66020	277.00	4/24	66066	3,861.40
4/25	66021	197.00	4/30	66067	2,750.00
4/25	66022	25,795.00	4/24	66068	215.80
4/23	66023	430.00	4/22	66069	471.40
4/24	66024	323.36	4/24	66070	152.00
4/22	66025	407.95	4/25	66071	314.00
4/25	66026	210.45	4/23	66072	255.00
4/24	66027	5,642.47	4/29	66074*	180.00
4/22	66028	4,806.00	4/23	66075	198.00
4/23	66029	1,980.00	4/22	66076	135.16
4/24	66030	8,690.70	4/23	66079*	56.55
4/17	66031	5,114.00	4/23	66080	795.00
4/26	66032	630.02	4/25	66081	2,747.36
4/18	66034*	4,620.00	4/18	66082	3,000.00
4/22	66035	1,884.75	4/23	66083	52.72
4/23	66037*	36.08	4/30	66085*	1,250.00
4/29	66039*	46.73	4/24	66086	266.24
4/23	66040	2,000.00	4/24	66087	325.25
4/25	66041	2,186.32	4/24	66088	157.91
4/23	66042	450.00	4/29	66089	672.00
4/26	66043	387.85	4/29	66090	15.00
4/24	66044	385.81	4/23	66091	1,476.82
4/22	66045	364.10	4/22	66092	3,512.95
4/23	66046	314.46	4/17	66093	65.00
4/26	66048*	5,004.69	4/23	66094	48.33
4/24	66049	113.10	4/26	66095	345.67
4/23	66050	242.16	4/24	66096	3,518.67
4/23	66051	14.00	4/23	66097	3,743.65
4/23	66053*	78.70	4/22	66098	656.19
4/22	66054	433.60	4/22	66099	3,953.60
4/23	66055	97.63	4/23	66100	787.42
4/23	66056	950.00	4/19	66101	2,550.00

\* Indicates break in check number sequence





Date 4/30/19  
 PRIMARY ACCOUNT  
 ENCLOSURES

Page 8  
 1910512  
 357

TREASURER OF VAN ZANDT COUNTY  
 FINANCIAL CLEARING  
 121 E DALLAS RM 101  
 CANTON TX 75103

PUBLIC FUNDS CHECKING 1910512 (Continued)

CHECKS IN NUMERICAL ORDER

Date	Check No	Amount	Date	Check No	Amount
4/24	66103*	150.00	4/24	66126	.45
4/24	66104	350.00	4/24	66127	1,210.48
4/22	66105	2,671.87	4/22	66128	335.80
4/25	66106	82.53	4/23	66129	633.68
4/24	66107	1,098.08	4/25	66130	12,416.16
4/23	66108	650.00	4/17	66131	1,382.00
4/23	66109	500.00	4/23	66132	949.77
4/29	66110	90.00	4/26	66133	42.42
4/29	66111	2,958.87	4/25	66134	2,135.76
4/23	66112	110.85	4/29	66135	187.65
4/23	66113	691.00	4/25	66136	228.40
4/24	66115*	375.00	4/23	66137	68,188.56
4/22	66116	25,475.31	4/24	66138	548.65
4/23	66117	72,932.06	4/29	66139	500.00
4/24	66119*	89.95	4/25	66140	311.09
4/24	66120	60.00	4/24	66141	138.49
4/30	66121	600.00	4/23	66142	23,873.00
4/23	66122	179.28	4/23	66143	4,977.36
4/22	66123	234.90	4/29	66144	3,970.00
4/23	66124	52.66	4/30	66145	1,500.00
4/29	66125	52.52			

\* Indicates break in check number sequence

DAILY BALANCE INFORMATION

Date	Balance	Date	Balance	Date	Balance
4/01	1,959,976.70	4/11	1,592,949.85	4/23	2,604,859.78
4/02	1,845,479.75	4/12	1,633,442.19	4/24	2,785,902.27
4/03	1,676,571.67	4/15	1,520,215.47	4/25	2,736,592.48
4/04	1,602,156.93	4/16	1,269,017.81	4/26	2,725,542.91
4/05	1,600,016.89	4/17	2,310,757.72	4/29	2,703,429.90
4/08	1,758,819.34	4/18	2,363,711.37	4/30	2,696,736.48
4/09	1,529,183.15	4/19	2,360,418.06		
4/10	1,600,483.05	4/22	2,503,101.73		

END OF STATEMENT

TXBT-020-012207-001-019-190501 012277 X02

TexPool Participant Services  
 C/O Federated Investors Inc.  
 1001 Texas Avenue, Suite 1400  
 Houston, TX 77002



# Participant Statement

VAN ZANDT COUNTY  
 FINANCIAL CLEARING FUND  
 ATTN KENNY EDWARDS  
 121 E DALLAS ST STE 101  
 CANTON TX 75103-1496

Statement Period **04/01/2019 - 04/30/2019**

Page 1 of 2

Customer Service 1-866-TEX-POOL  
 Location ID 000078331  
 Investor ID 000009623

## TexPool Update

Did you know that you can update your contact information with TexPool via TexConnect Online without having to complete an additional form? After entering your Location #, PIN and Password, click Maintenance on the blue menu bar to get started!

## TexPool Summary

Pool Name	Beginning Balance	Total Deposits	Total Withdrawals	Total Interest	Current Balance	Average Balance
Texas Local Government Investment Pool	\$12,989,126.95	\$0.00	\$1,000,000.00	\$25,053.48	\$12,014,180.43	\$12,523,295.40
<b>Total Dollar Value</b>	<b>\$12,989,126.95</b>	<b>\$0.00</b>	<b>\$1,000,000.00</b>	<b>\$25,053.48</b>	<b>\$12,014,180.43</b>	

## Portfolio Value

Pool Name	Pool/Account	Market Value (04/01/2019)	Share Price (04/30/2019)	Shares Owned (04/30/2019)	Market Value (04/30/2019)
Texas Local Government Investment Pool	449/2340100001	\$12,989,126.95	\$1.00	12,014,180.430	\$12,014,180.43
<b>Total Dollar Value</b>		<b>\$12,989,126.95</b>			<b>\$12,014,180.43</b>

## Interest Summary

Pool Name	Pool/Account	Month-to-Date Interest	Year-to-Date Interest
Texas Local Government Investment Pool	449/2340100001	\$25,053.48	\$87,570.31
<b>Total</b>		<b>\$25,053.48</b>	<b>\$87,570.31</b>



TexPool Participant Services  
C/O Federated Investors Inc.  
1001 Texas Avenue, Suite 1400  
Houston, TX 77002

Statement Period 04/01/2019 - 04/30/2019

Page 2 of 2

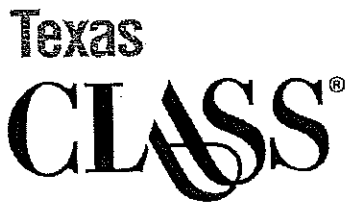
## Transaction Detail

Texas Local Government Investment Pool

Participant: VAN ZANDT COUNTY

Pool/Account: 449/2340100001

Transaction Date	Settlement Date	Transaction Description	Transaction Dollar Amount	Share Price	Shares This Transaction	Shares Owned
04/01/2019	04/01/2019	BEGINNING BALANCE	\$12,989,126.95	\$1.00		12,989,126.950
04/17/2019	04/17/2019	WITHDRAWAL	\$1,000,000.00-	\$1.00	1,000,000.000-	11,989,126.950
04/30/2019	04/30/2019	MONTHLY POSTING	\$25,053.48	\$1.00	25,053.480	12,014,180.430
Account Value as of 04/30/2019			\$12,014,180.43	\$1.00		12,014,180.430



Summary Statement

April 2019

Van Zandt County

121 East Dallas Street, Room 101  
Canton, TX 75103

Average Monthly Yield: 2.58%

**TXCLASS**

	Beginning Balance	Contributions	Withdrawals	Income Earned	Income Earned YTD	Average Daily Balance	Month End Balance
TX-01-0250-0001 FINANCIAL CLEARING	775,536.78	0.00	0.00	1,648.17	6,647.00	776,416.84	777,184.95
<b>Total</b>	<b>775,536.78</b>	<b>0.00</b>	<b>0.00</b>	<b>1,648.17</b>	<b>6,647.00</b>	<b>776,416.84</b>	<b>777,184.95</b>



Account Statement  
April 2019

**Van Zandt County**

121 East Dallas Street, Room 101  
Canton, TX 75103

**TXCLASS**

**TX-01-0250-0001**

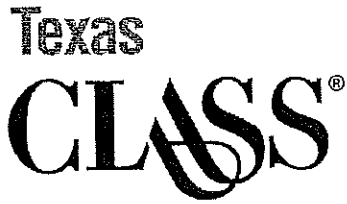
**Summary**

Average Monthly Yield: 2.58%

	Beginning Balance	Contributions	Withdrawals	Income Earned	Average Daily Balance	Month End Balance
TX-01-0250-0001 FINANCIAL CLEARING	775,536.78	0.00	0.00	1,648.17	776,416.84	777,184.95

**Transactions**

Transaction Date	Transaction Description	Contributions & Income Earned	Withdrawals	Balance	Transaction Number
04/01/2019	Beginning Balance			775,536.78	
04/30/2019	Income Earned For The Period	1,648.17			
04/30/2019	Ending Balance			777,184.95	



Daily Rates

April 2019

TXCLASS

Date	Dividend Rate	Daily Yield
01-Apr-19	0.000071172	2.60%
02-Apr-19	0.000071099	2.60%
03-Apr-19	0.000071099	2.60%
04-Apr-19	0.000071099	2.60%
05-Apr-19	0.000071099	2.60%
06-Apr-19	0.000071099	2.60%
07-Apr-19	0.000071099	2.60%
08-Apr-19	0.000070863	2.59%
09-Apr-19	0.000070825	2.59%
10-Apr-19	0.000070825	2.59%
11-Apr-19	0.000070825	2.59%
12-Apr-19	0.000070829	2.59%
13-Apr-19	0.000070829	2.59%
14-Apr-19	0.000070829	2.59%
15-Apr-19	0.000070825	2.59%
16-Apr-19	0.000070696	2.58%
17-Apr-19	0.000070551	2.58%
18-Apr-19	0.000070551	2.58%
19-Apr-19	0.000070551	2.58%
20-Apr-19	0.000070551	2.58%
21-Apr-19	0.000070551	2.58%
22-Apr-19	0.000070551	2.58%
23-Apr-19	0.000070728	2.58%
24-Apr-19	0.000070571	2.58%
25-Apr-19	0.000070551	2.58%
26-Apr-19	0.000070570	2.58%
27-Apr-19	0.000070570	2.58%
28-Apr-19	0.000070570	2.58%
29-Apr-19	0.000070551	2.58%
30-Apr-19	0.000070551	2.58%